

Kari K. Steele  
President  
Patricia Theresa Flynn  
Vice President  
Marcelino Garcia  
Chairman of Finance  
Precious Brady-Davis  
Yumeka Brown  
Cameron Davis  
Beth McElroy Kirkwood  
Eira L. Corral Sepúlveda  
Sharon Waller

**Metropolitan Water Reclamation District of Greater Chicago**

100 EAST ERIE STREET CHICAGO, ILLINOIS 60611-3154 312.751.5600

**Darlene A. LoCascio**  
Director of Procurement and Materials Management

312.751.6600 f. 312.894.2011  
darlene.locascio@mwr.org

March 20, 2026

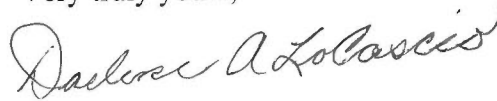
Dear Bidder:

Enclosed herewith is "Notice of Revision and Addendum in Contract Documents," Addendum 9, consisting of three (3) pages and other attachments as referenced in the addendum. This addendum is dated March 20, 2026, and pertains to Contract 21-092-3P, "Battery E Activated Sludge Facility, O'Brien Water Reclamation Plant."

Proposers must download Addendum 9 and the attachments in their entirety from the District's Portal at [www.mwr.org](http://www.mwr.org). The path is as follows: **Doing Business**→**Procurement and Materials Management**→**Contract Announcements**. Scroll to Contract 21-092-3P and click "Addenda" to obtain this and all other addenda. If you are unable to download this addendum or any other contract documents, please email the Contract Desk at [contractdesk@mwr.org](mailto:contractdesk@mwr.org) or call (312) 751-6629 for assistance.

The Notice must also be signed, dated, inserted in the Contract Documents, and submitted with the Proposal, OR the Bidder may identify the addendum number in the space provided on the Proposal signature page.

Very truly yours,



Darlene A. LoCascio  
Director of Procurement and  
Materials Management

Attachment

Acknowledgment of receipt of the above-cited Notice:

DATE \_\_\_\_\_  
NAME \_\_\_\_\_  
FIRM \_\_\_\_\_  
SIGNED \_\_\_\_\_



**NOTICE OF REVISION AND ADDENDUM IN CONTRACT DOCUMENTS**

**ADDENDUM 9**

**MARCH 20, 2026**

**CONTRACT 21-092-3P  
BATTERY E ACTIVATED SLUDGE FACILITY  
O'BRIEN WATER RECLAMATION PLANT**

All bidders are hereby notified of the following revisions:

**Volume 1 of 4 – Signature Book for Submission of Bid**

1. INVITATION TO BID – PAGE I-1

Delete line 9 in its entirety and replace it with “**PROPOSALS ARE DUE TUESDAY, APRIL 21, 2026**”.

2. INVITATION TO BID – PAGE I-1

Refer to the paragraph beginning with “Sealed Proposals, endorsed...”

Delete the phrase “March 31, 2026” from the referenced paragraph and replace it with “April 21, 2026”.

**Volumes 2 & 3 of 4 – Specifications**

3. SECTION 02068 – PAGE 1X

Refer to Paragraph 1.01 A.3.

Delete the third through the ninth sentences from the referenced paragraph.

Add the following after the referenced paragraph and renumber subsequent paragraphs.

“4. The District has encountered boulders and other obstructions, such as gravel and concrete, during other construction projects at the facility in various locations. Such obstructions can have varying effects on installation depending on the type of ERS selected as part of the Contractor’s means and methods. At the Contractor’s discretion, additional borings shall be performed per the Contractor’s Geotechnical Engineer’s recommendations to verify underground obstructions and complete the design for the particular type of ERS selected. No additional compensation shall be granted to the Contractor for ERS modifications required for obstructions. The Contractor shall locate underground utilities and obstructions in the area using potholing or other exploratory excavation to determine the feasibility of the proposed method of earth removal and earth retention system.

5. Driven or vibratory installed sheet piling shall not be used. Instead, if sheet piles are chosen, they shall be pushed into place using hydraulic methods.”

4. SECTION 02068 – PAGE 2X

Refer to Paragraph 1.01. D.

Add the following after the first sentence in the referenced paragraph.

“No vibratory or driven installation of any type of ERS will be allowed.”

Refer to Paragraph 1.01. D.4.

Delete the referenced paragraph in its entirety.

5. SECTION 02300 – PAGE 12

Refer to Paragraph 3.06 C., which was revised in Addendum 8.

After the wording “until soil with 2,000 psf bearing capacity is encountered” in the second sentence of the referenced paragraph, add the following: “or to a maximum of 3 feet.”

Delete the last sentence and replace with the following: “Undercut subgrade shall be replaced with CA-1 Stone Fill or Class R Concrete as directed by the Engineer.”

6. SECTION 02300 – PAGE 14

Refer to Paragraph 3.09 B.4, which was revised in Addendum 8.

Add the wording “or foundation mud mats,” after “bearing surfaces” in the last sentence of the referenced paragraph.

7. SECTION 03390 – PAGE 3

Refer to Paragraph 3.01 B.2.

Delete the wording “Slabs and Curbs” from the referenced paragraph and replace it with “Slabs, Mud Mats underneath Structural Slabs, and Curbs”.

8. PLANS

The following revised plans are included in this Addendum. The revised plans replace previously issued plans having corresponding sheet numbers:


<u>PAGE NO.</u>	<u>SHEET NO.</u>	<u>REV#</u>	<u>TITLE OF SHEET</u>
22	C-006	3	SOIL BORING LOCATION PLAN
22A	C-006A	1	SOIL BORING LOGS – 1A
22B	C-006B	1	SOIL BORING LOGS – 1B
22C	C-006C	1	SOIL BORING LOGS – 1C
27A	C-011A	2	EARTH RETENTION SYSTEM (ERS) – SOUTH
27B	C-011B	2	EARTH RETENTION SYSTEM (ERS) – NORTH
156	S-417	2	SECTIONS
347	PB-001	2	PLUMBING NOTES, SYMBOLS, AND ABBREVIATIONS

This Notice must also be signed, dated, inserted in the Contract Documents, and submitted with the Proposal, OR the Bidder may identify the addendum number in the space provided on the Proposal signature page.

Catherine A. O'Connor  
Director of Engineering

Darlene A. LoCascio  
Director of Procurement and  
Materials Management

The bidder acknowledges that he/she has read this Notice of Revision, dated March 20, 2026, to the Contract Documents and that he/she has taken the provisions thereof into consideration when preparing and submitting this Proposal.

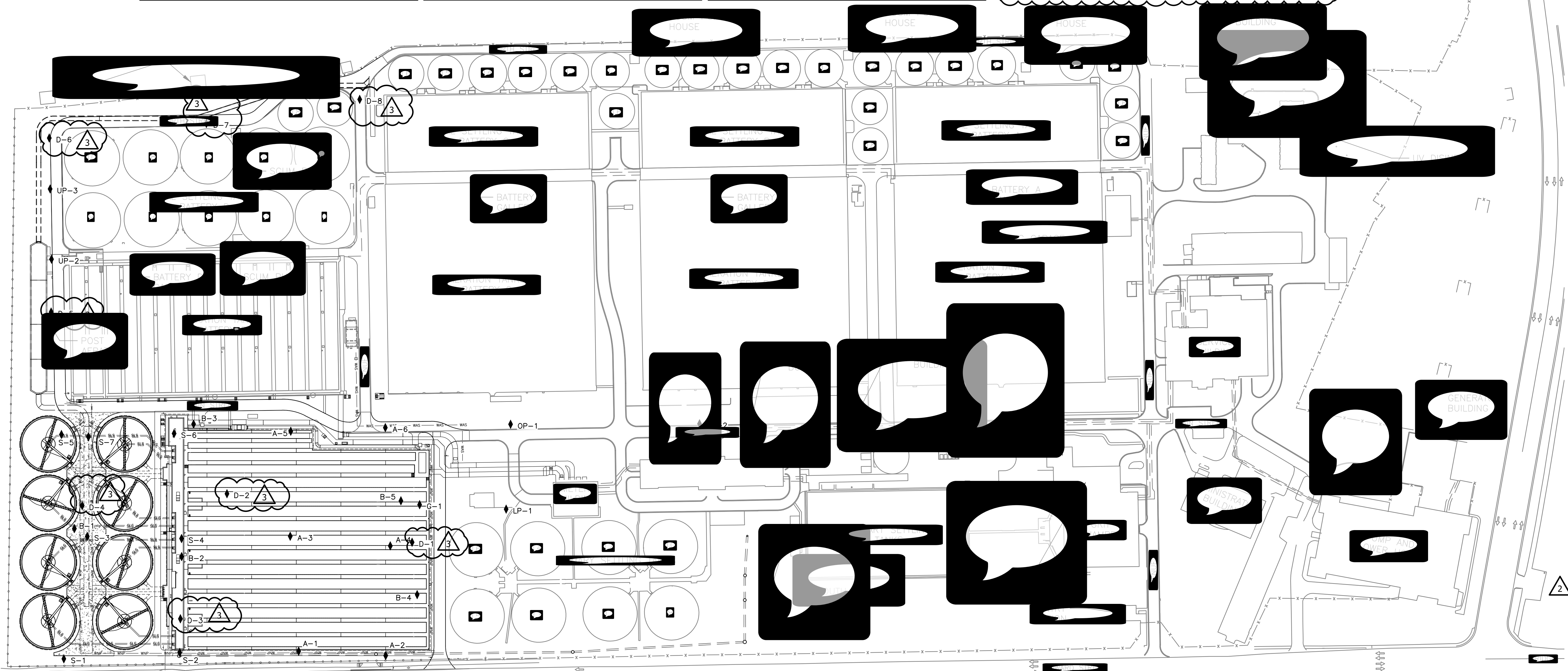


SOIL BORING LOCATIONS			
SOIL BORING I.D.	NORTHING	EASTING	ELEVATION
A-1	1950188.43	1150869.24	19.27
A-2	1950179.49	1151046.12	18.94
A-3	1950422.04	1150852.12	39.88
A-4	1950402.48	1151055.45	21.37
A-5	1950635.44	1150853.20	23.01
A-6	1950642.83	1151045.40	22.19
B-1	1950437.62	1150413.54	37.17
B-2	1950380.69	1150631.46	38.50

SOIL BORING LOCATIONS			
SOIL BORING I.D.	NORTHING	EASTING	ELEVATION
B-3	1950650.04	1150655.73	23.33
B-4	1950303.45	1151110.06	21.50
B-5	1950494.12	1151077.06	21.50
G-1	1950486.27	1151115.05	22.30
LP-1	1950477.14	1151290.88	24.19
OP-1	1950649.67	1151299.92	23.38
OP-2	1950650.72	1151683.84	22.83
S-1	1950172.91	1150392.10	19.43

SOIL BORING LOCATIONS			
SOIL BORING I.D.	NORTHING	EASTING	ELEVATION
S-2	1950185.80	1150627.61	17.72
S-3	1950421.85	1150439.70	37.17
S-4	1950417.36	1150631.31	39.39
S-5	1950628.80	1150387.19	37.66
S-6	1950630.84	1150616.16	23.21
S-7	1950624.22	1150442.07	25.04
UP-2	1950985.14	1150367.05	21.76
UP-3	1951127.97	1150364.21	21.02

SOIL BORING LOCATIONS			
SOIL BORING I.D.	NORTHING	EASTING	ELEVATION
D-1	1950409.79	1151099.79	21.83
D-2	1950508.51	1150723.60	22.21
D-3	1950254.29	1150628.99	19.91
D-4	1950484.15	1150429.46	22.02
D-5	1950877.85	1150366.28	22.13
D-6	1951231.60	1150362.50	20.53
D-7	1951261.13	1150681.77	20.71
D-8	1951310.09	1150993.28	22.46



SOIL BORINGS - LOCATION PLAN

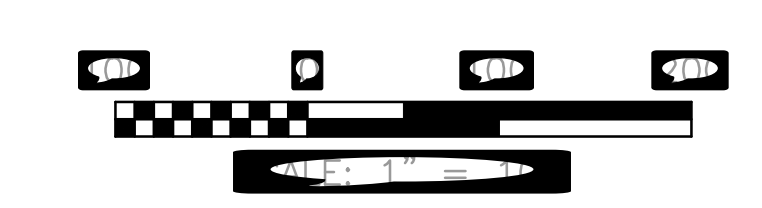
Rev.	Description	Appr.	Date
0			
1			
2			

METROPOLITAN WATER RECLAMATION DISTRICT  
OF GREATER CHICAGO

**AECOM**  
PRUDENTIAL PLAZA ONE  
130 E RANDOLPH STREET  
SUITE 2400  
CHICAGO, IL 60601, USA

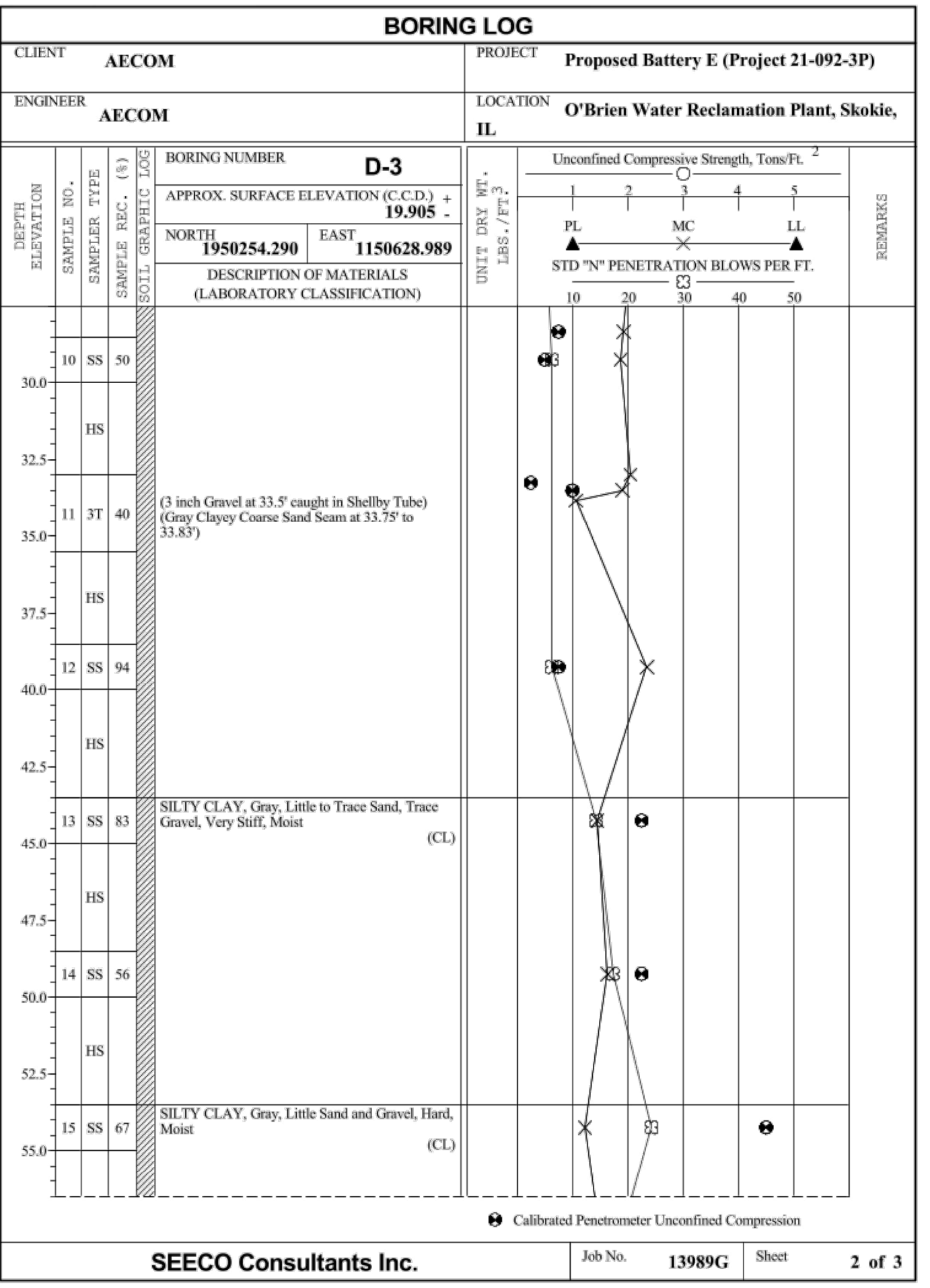
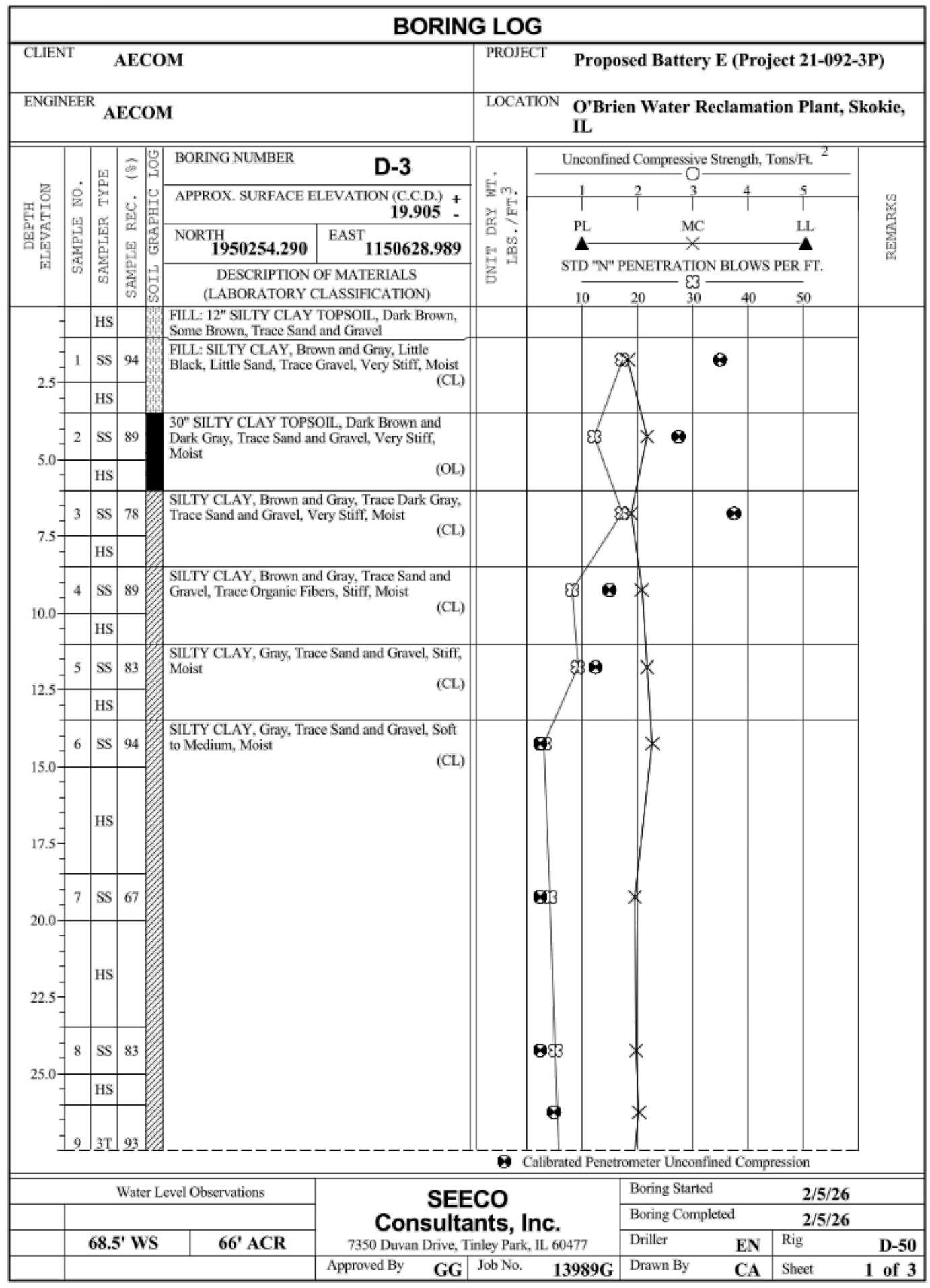
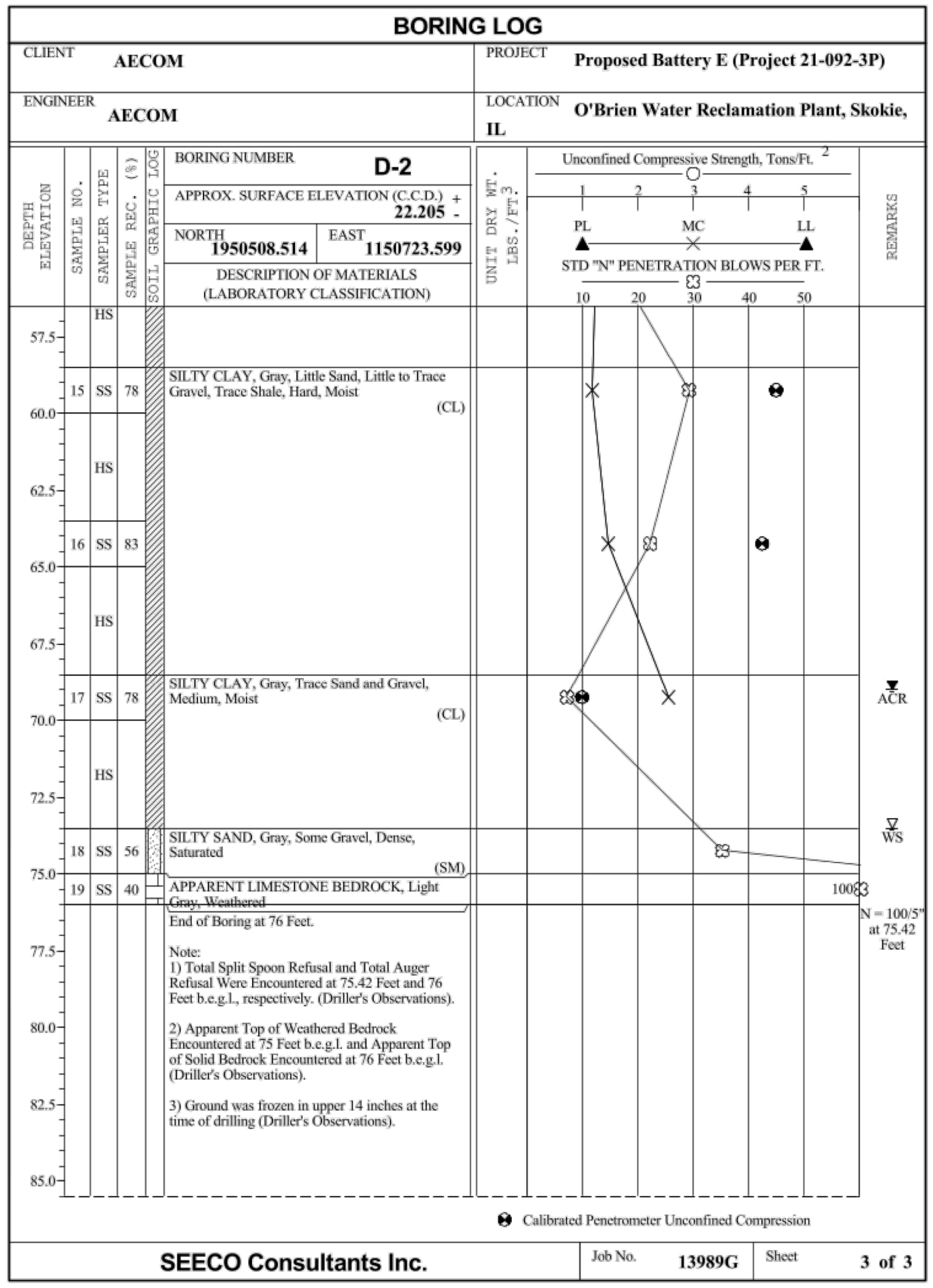

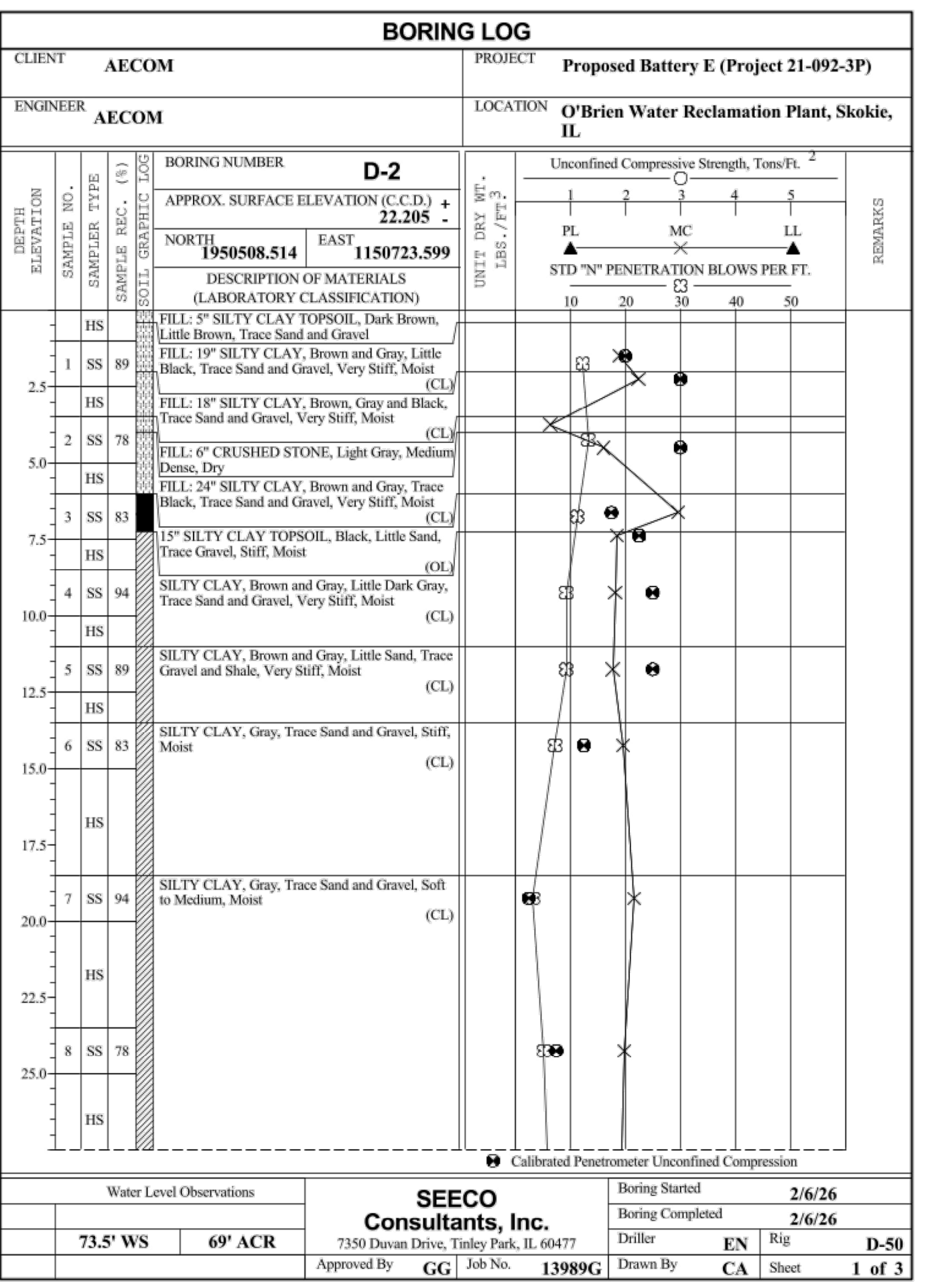
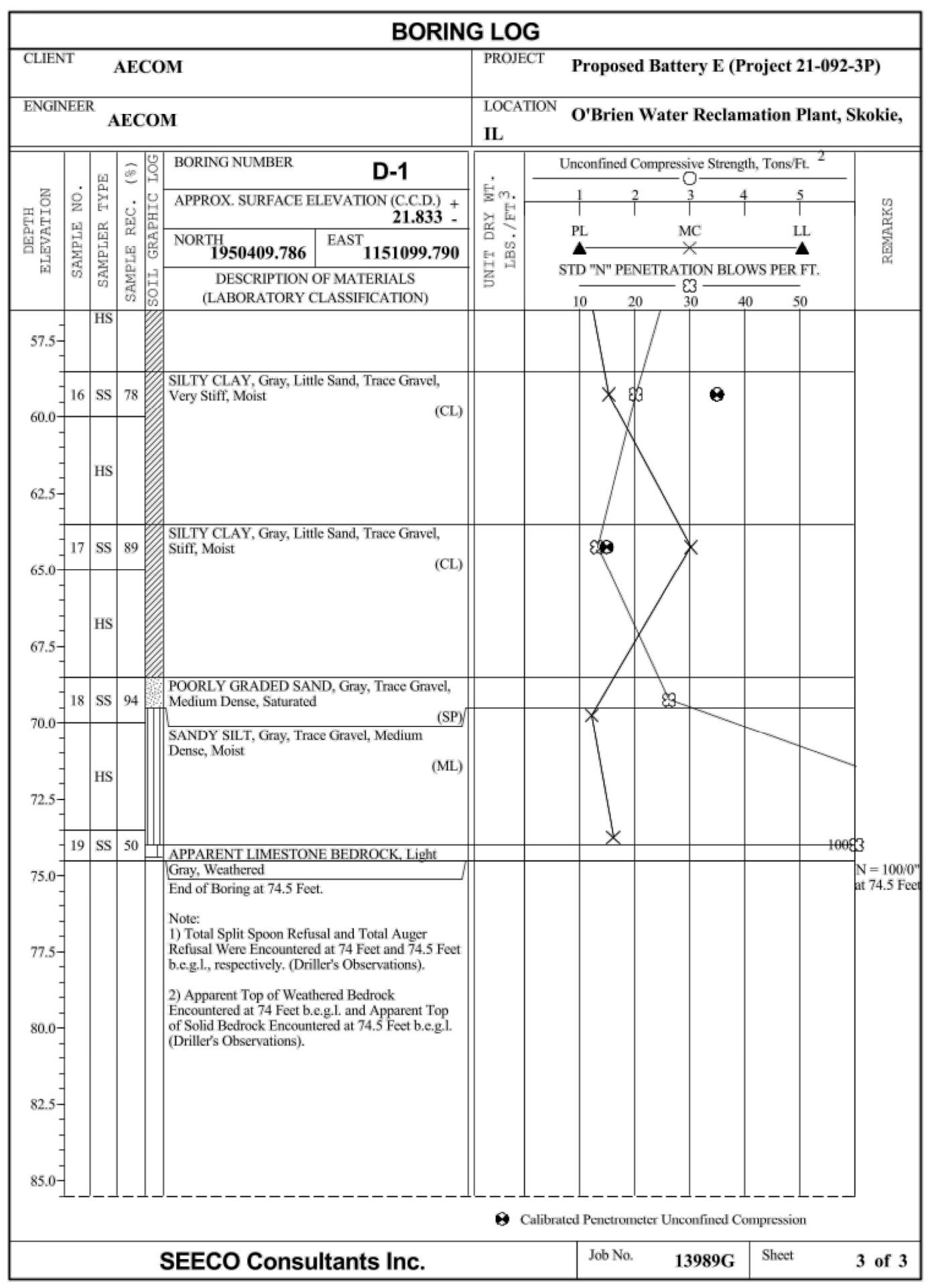
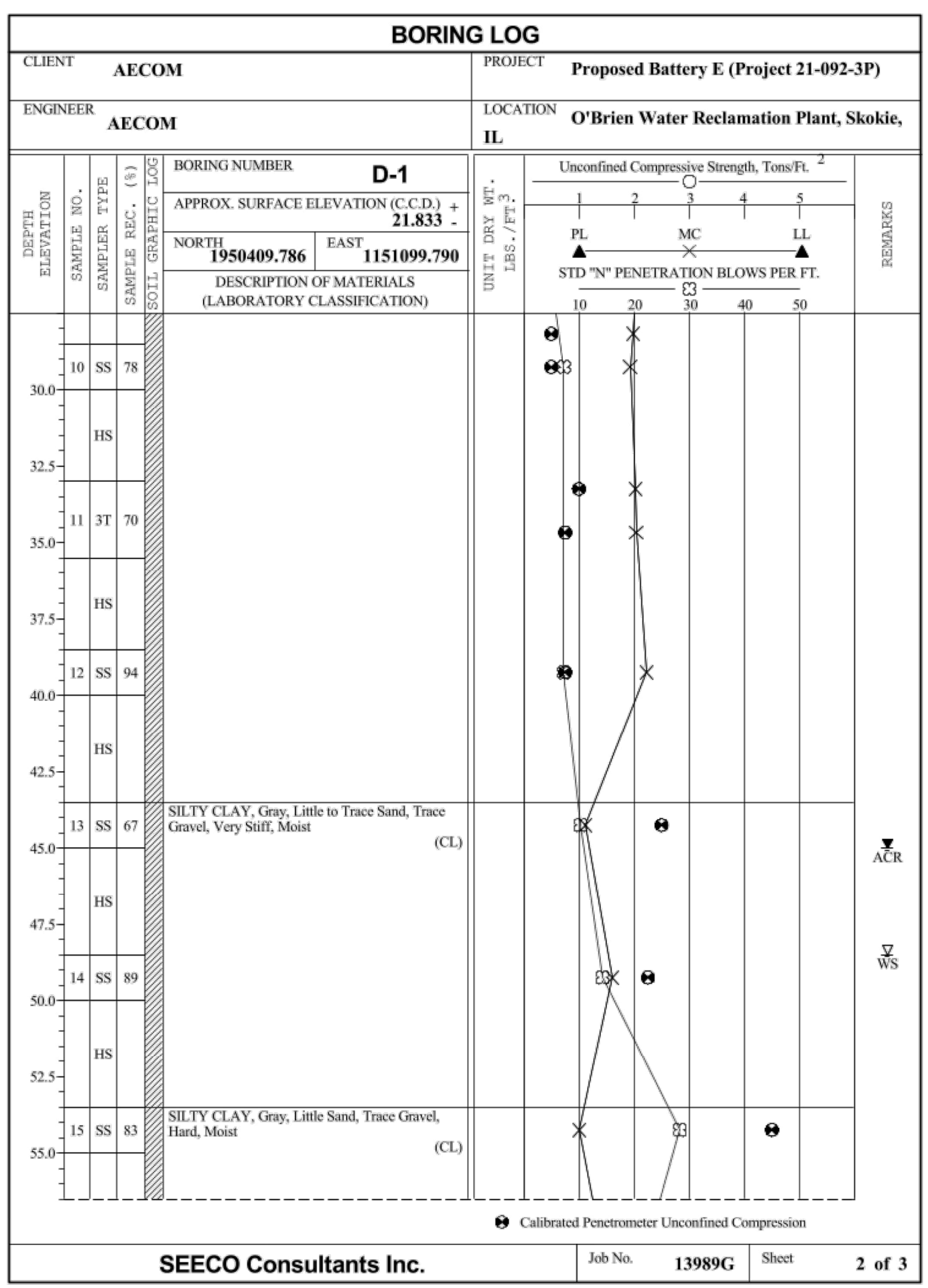

DATE: 11/21/08  
PROJECT: METROPOLITAN WATER RECLAMATION DISTRICT - WEST SIDE STATION  
DRAWING: SOIL BORINGS LOCATION

Sheet Number: 11  
Page Number: 1



D:\Projects\2008\11\21\112108\112108.dwg

PLOT DATE: 3/18/2026 12:43 PM PLOTTED BY: CANCIO JR, ALLAN REY M



NEW DRAWING

**GENERAL NOTES:**  
 BORING LOGS INDICATE CONDITIONS ENCOUNTERED ONLY AT TEST BORING LOCATIONS. NOTHING IN THE CONTRACT DOCUMENTS SHALL BE CONSTRUED AS GUARANTEE THAT OTHER MATERIALS WILL NOT BE ENCOUNTERED OR THAT PROPORTION OF MATERIALS WILL NOT VARY FROM PROPORTIONS SHOWN ON THE LOGS OF TEST BORINGS. O'BRIEN AND ASSOCIATES, INC. PERFORMED THE WORK AND COLLECTED THE INFORMATION CONTAINED IN THE BORING LOGS.



Rev.	Description	Appr. Date
1	SHEET ADDED BY AECOM NO. 9	3/15/26

**METROPOLITAN WATER RECLAMATION DISTRICT OF GREATER CHICAGO**

Designed by: HHC  
 Checked by: BP  
 Drawn by: LK  
 Reviewed by: BP  
 Date: JULY 2025  
 Scale: AS SHOWN

**AECOM**  
 PRUDENTIAL PLAZA ONE  
 130 E RANDOLPH STREET  
 SUITE 2400  
 CHICAGO, IL 60601, USA

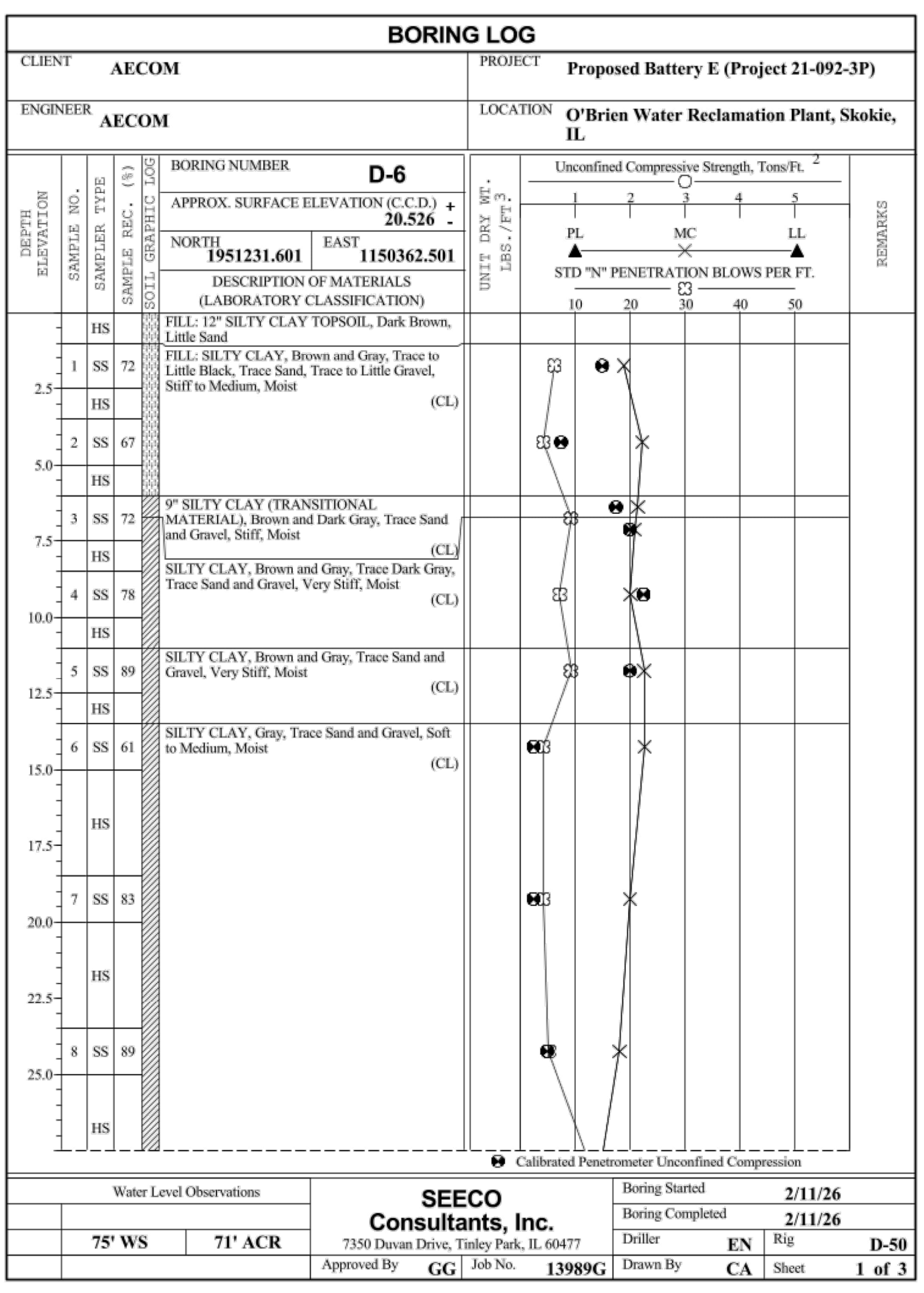
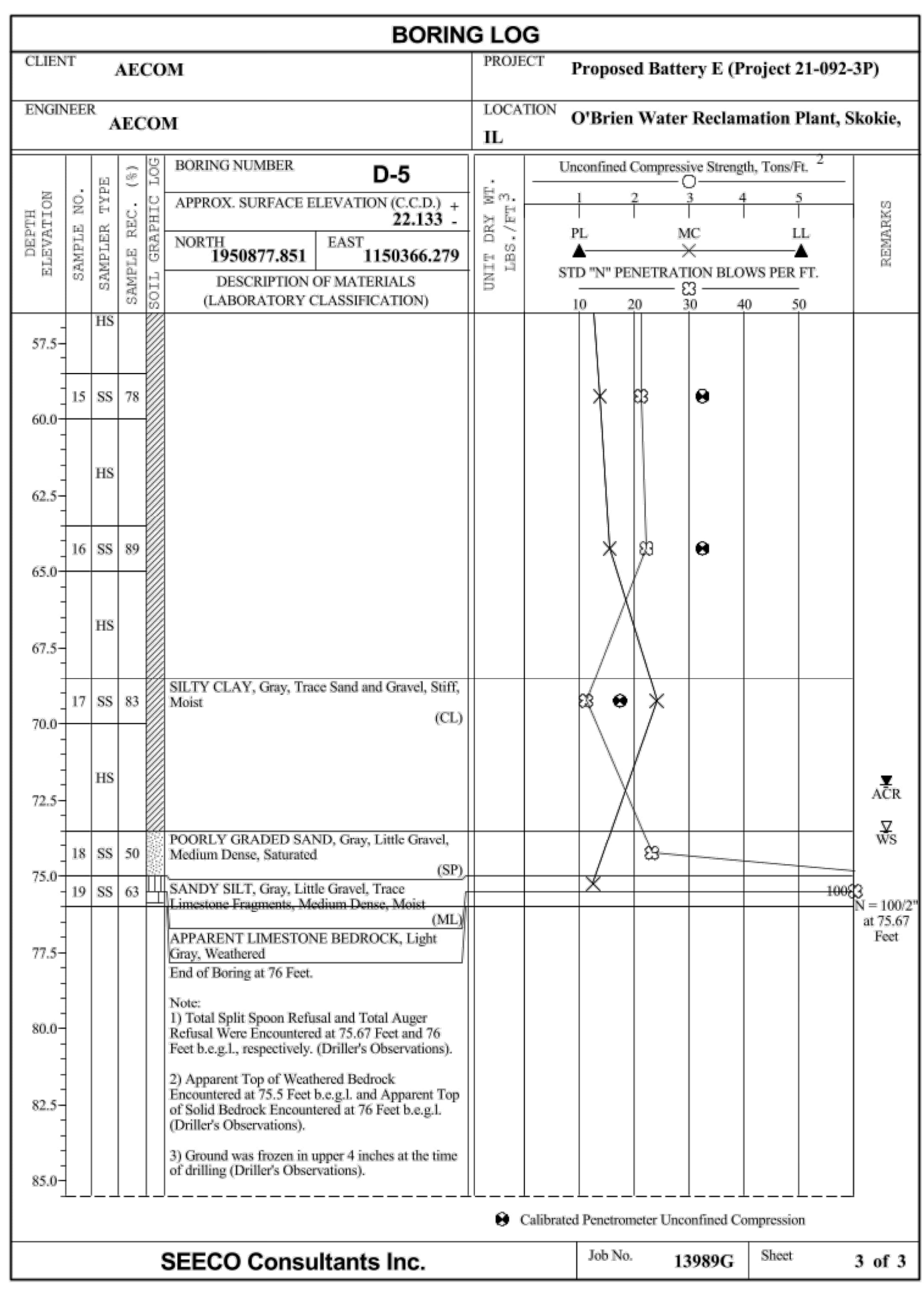
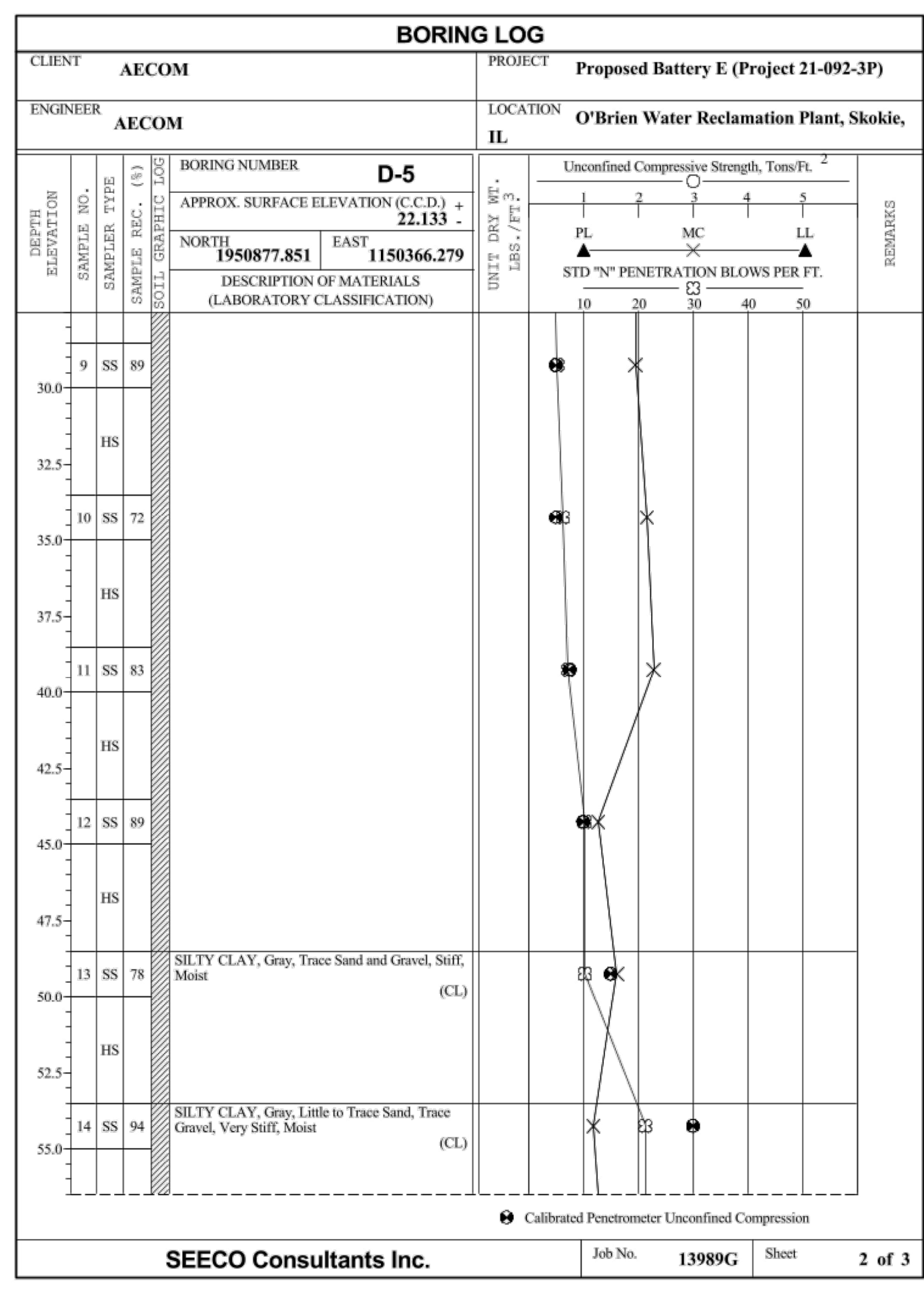

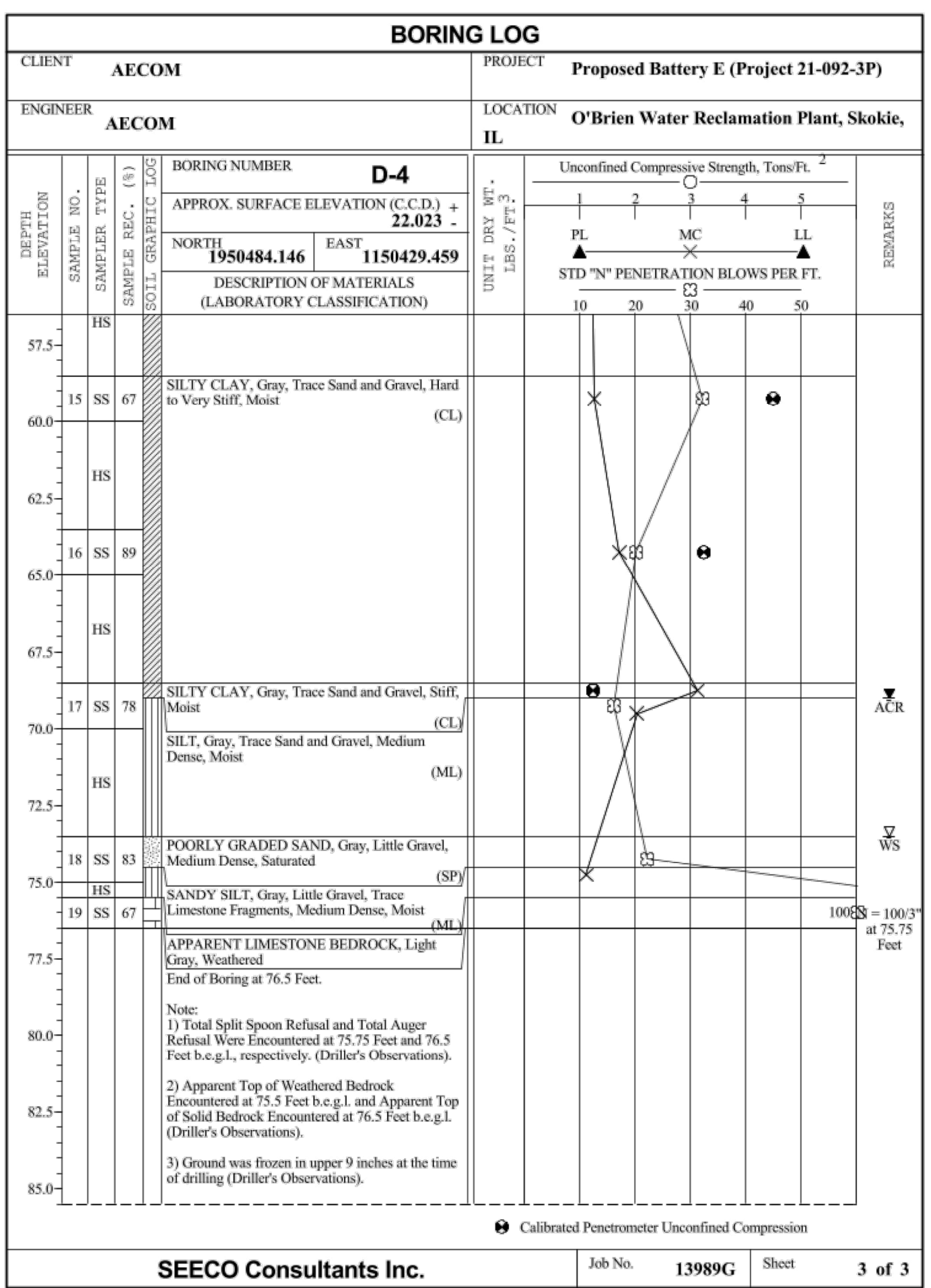

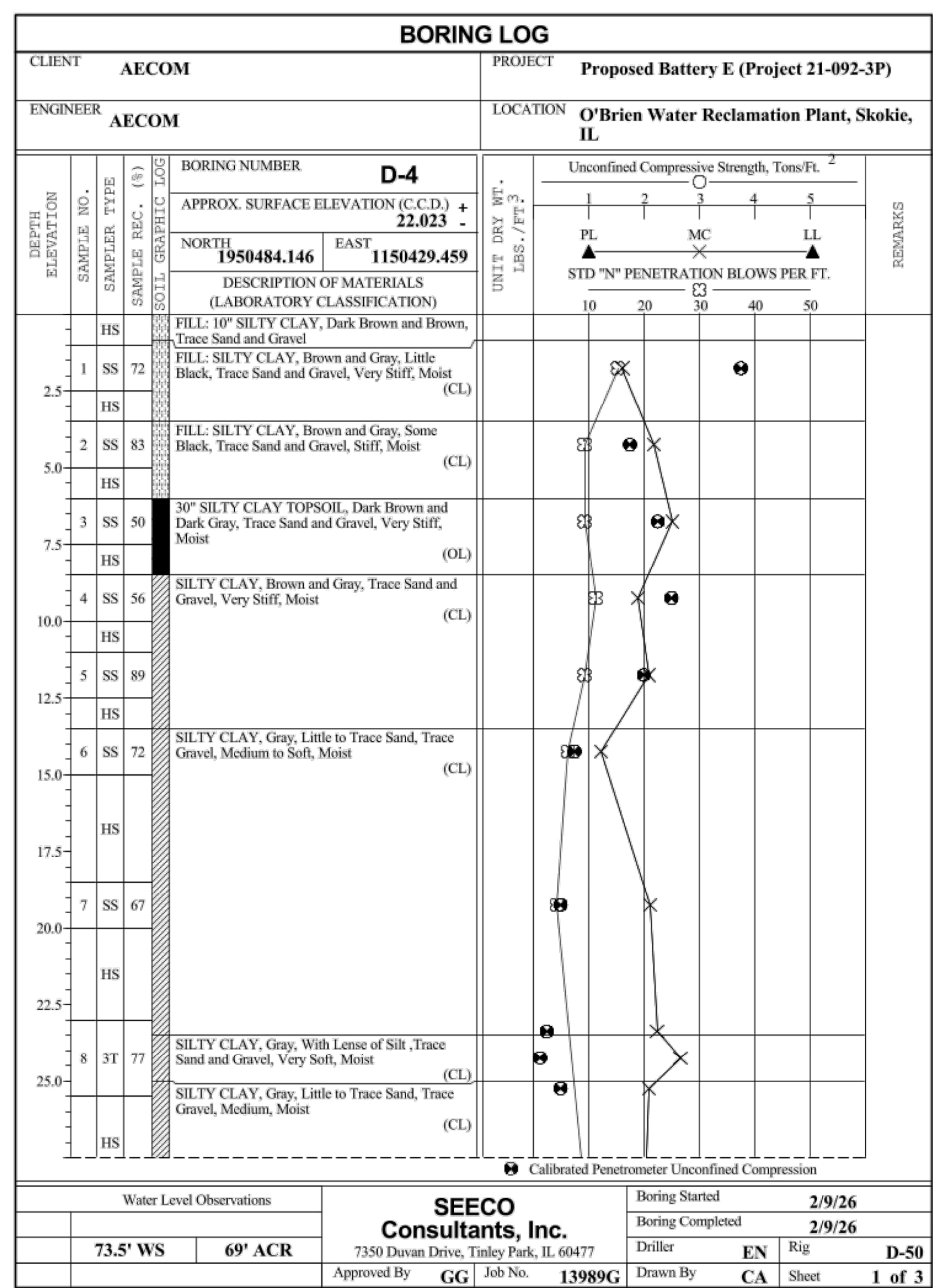
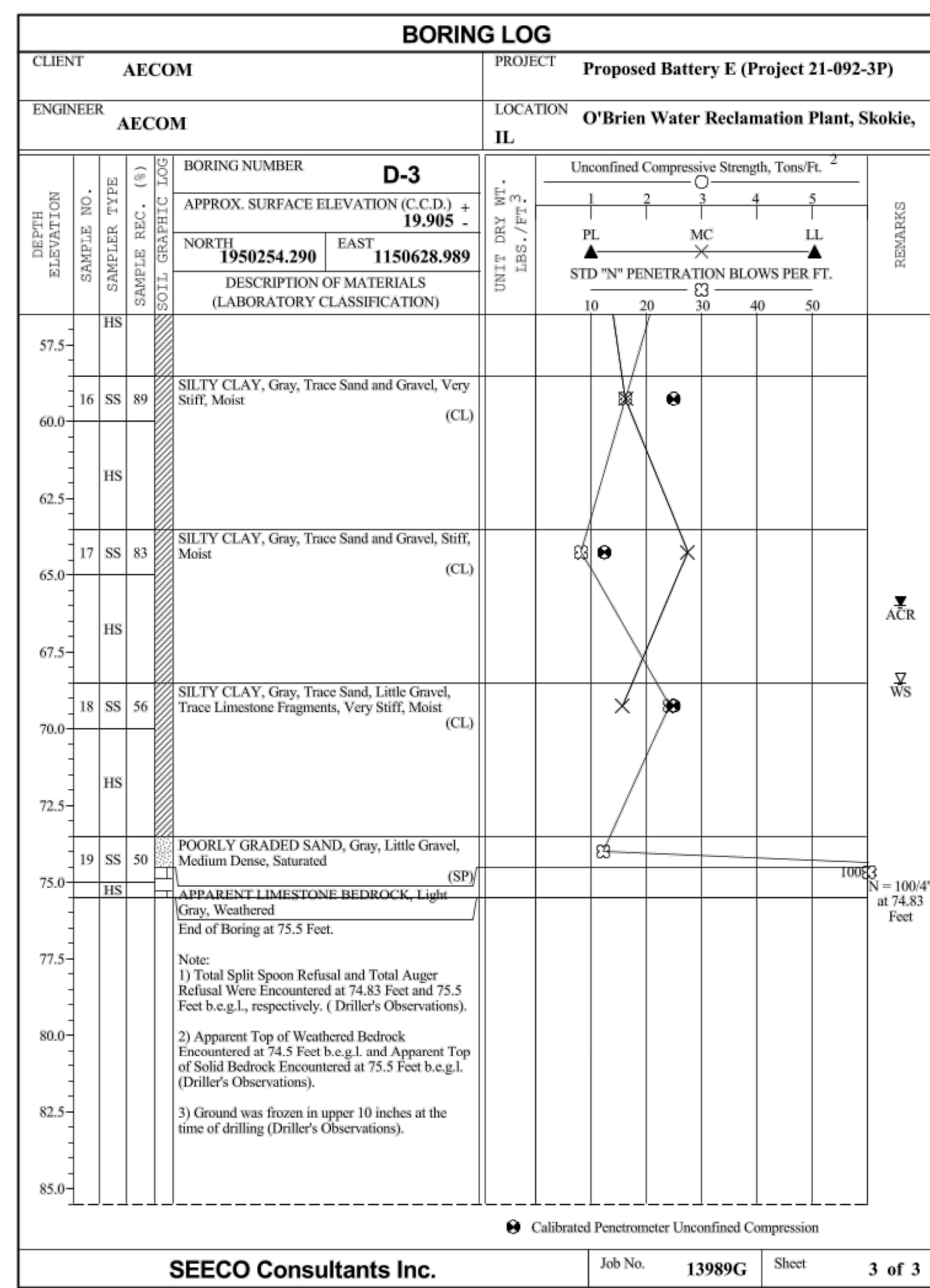
**CONTRACT 21-092-3P**  
 O'BRIEN WATER RECLAMATION PLANT  
 NEW ACTIVATED SLUDGE BATTERY

**SOIL BORING LOGS - 1A**

Sheet Number: **C-006A**  
 Page Number: 22A

C:\Contracts\21-092-3P\Civil\Sheets\C-006B.dwg 3/18/2026 6:12 AM

PLOT DATE: 3/18/2026 6:39 AM PLOTTED BY: CANCIO JR, ALLAN REY M



NEW DRAWING

**GENERAL NOTES:**  
BORING LOGS INDICATE CONDITIONS ENCOUNTERED ONLY AT TEST BORING LOCATIONS. NOTHING IN THE CONTRACT DOCUMENTS SHALL BE CONSTRUED AS GUARANTEE THAT OTHER MATERIALS WILL NOT BE ENCOUNTERED OR THAT PROPORTION OF MATERIALS WILL NOT VARY FROM PROPORTIONS SHOWN ON THE LOGS OF TEST BORINGS. O'BRIEN AND ASSOCIATES, INC. PERFORMED THE WORK AND COLLECTED THE INFORMATION CONTAINED IN THE BORING LOGS.



Rev.	Description	Appr.	Date
1	SHEET ADDED BY AECOM NO. 9	HC	3/15/26

**METROPOLITAN WATER RECLAMATION DISTRICT OF GREATER CHICAGO**

**AECOM**

Prudential Plaza One  
130 E Randolph Street  
Suite 2400  
Chicago, IL 60601, USA

Checked by: BP  
Reviewed by: BP  
Scale: AS SHOWN

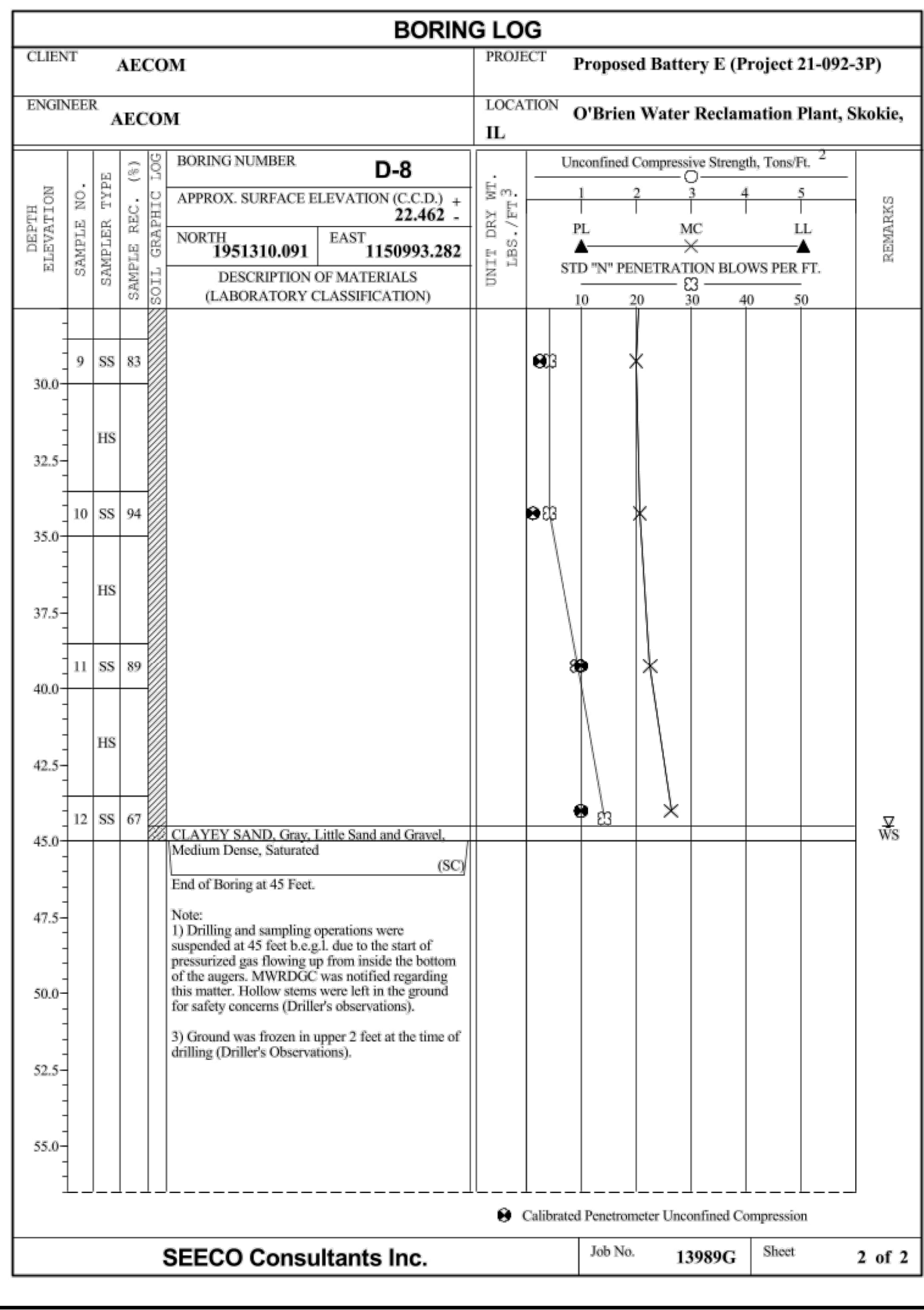
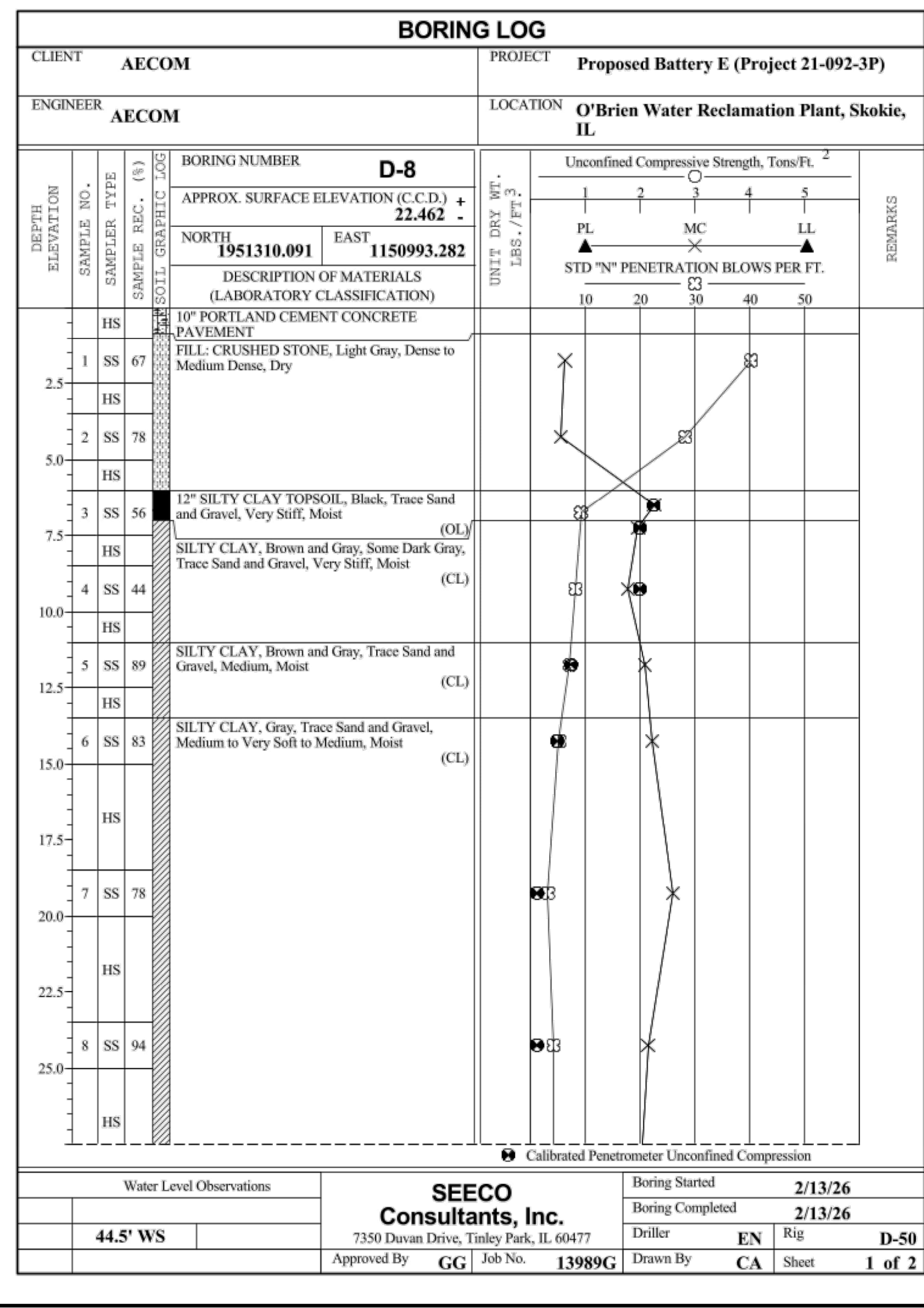
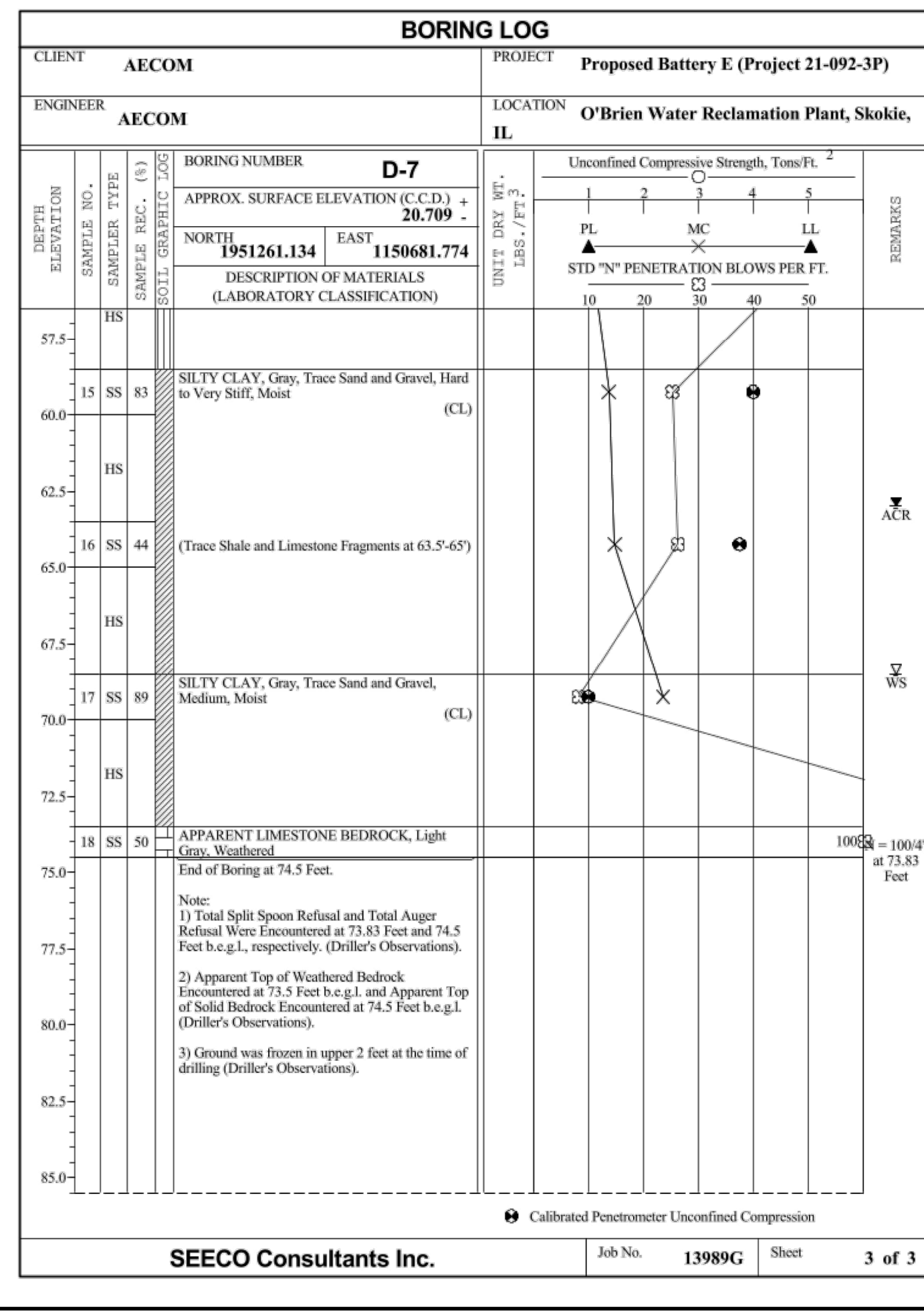

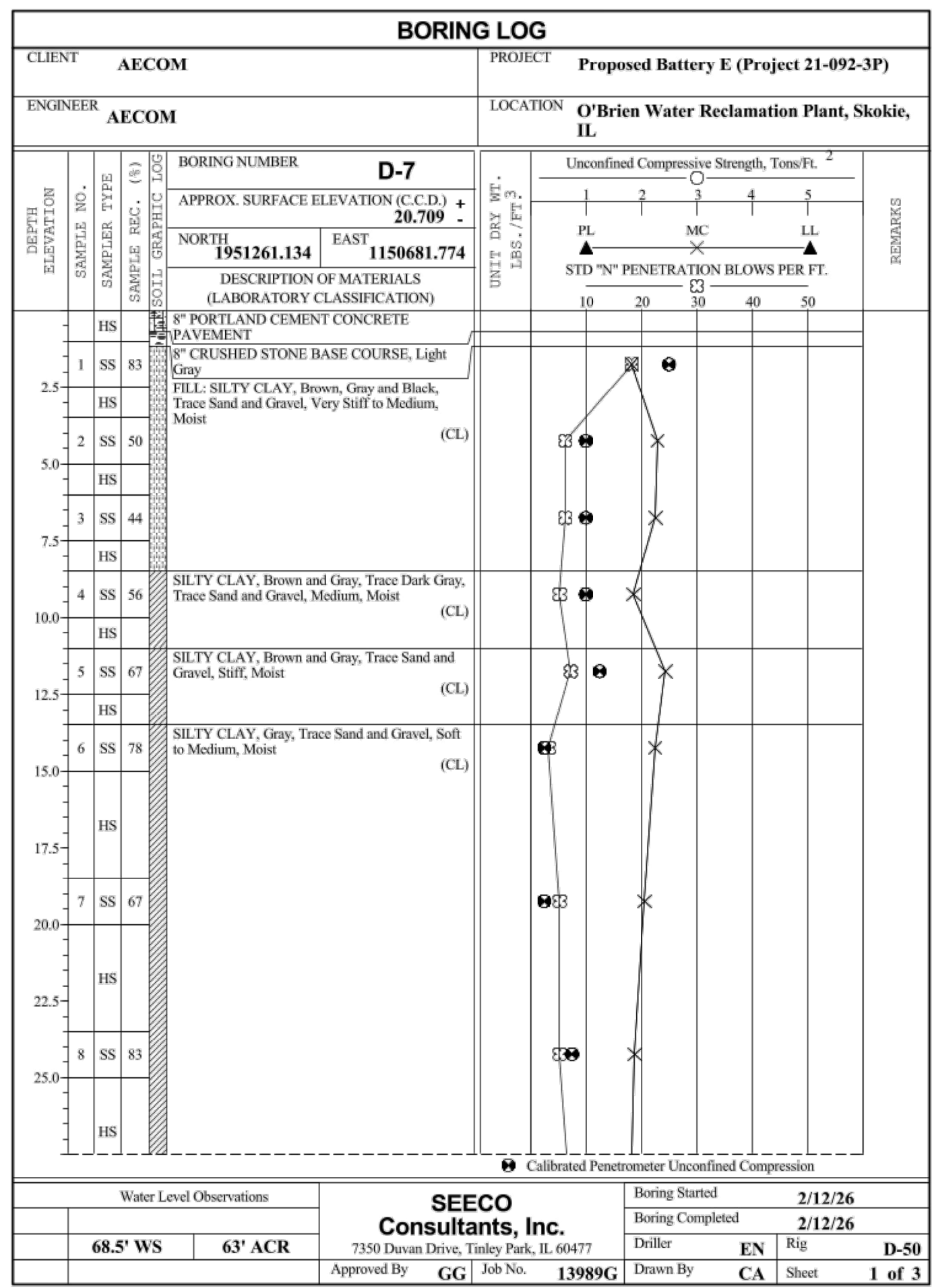
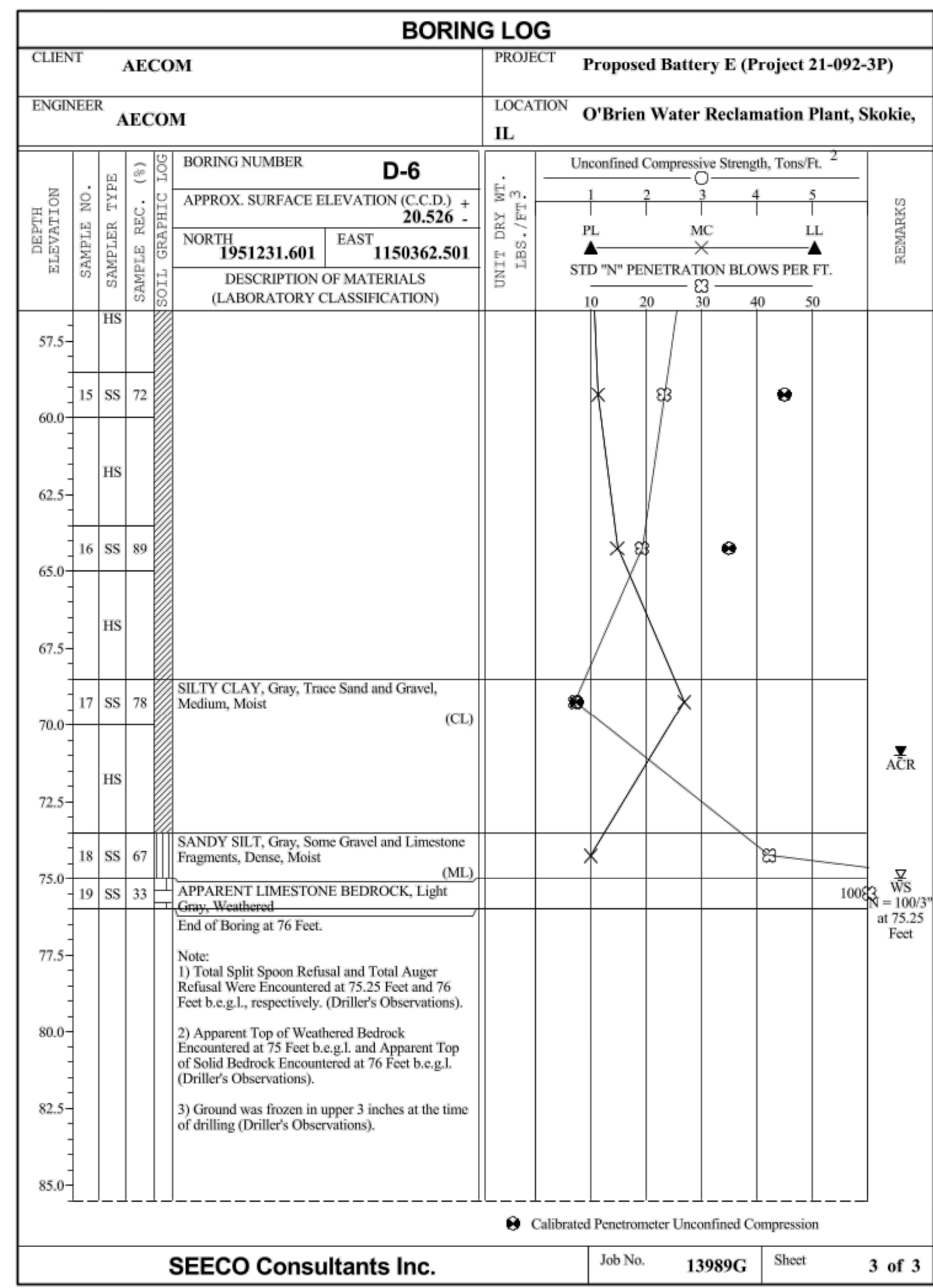

Designed by: HHC  
Drawn by: LK  
Date: JULY 2025

**CONTRACT 21-092-3P**  
**O'BRIEN WATER RECLAMATION PLANT**  
**NEW ACTIVATED SLUDGE BATTERY**

**SOIL BORING LOGS - 1B**

Sheet Number:  
**C-006B**  
Page Number: 22B

PLOT DATE: 3/18/2026 6:33 AM PLOTTED BY: CANCIO JR, ALLAN REY M O:\Contracts\21-092-3P\Civil\Sheets\C-006C.dwg 3/18/2026 6:22 AM



NEW DRAWING

**GENERAL NOTES:**  
 BORING LOGS INDICATE CONDITIONS ENCOUNTERED ONLY AT TEST BORING LOCATIONS. NOTHING IN THE CONTRACT DOCUMENTS SHALL BE CONSTRUED AS GUARANTEE THAT OTHER MATERIALS WILL NOT BE ENCOUNTERED OR THAT PROPORTION OF MATERIALS WILL NOT VARY FROM PROPORTIONS SHOWN ON THE LOGS OF TEST BORINGS. O'BRIEN AND ASSOCIATES, INC. PERFORMED THE WORK AND COLLECTED THE INFORMATION CONTAINED IN THE BORING LOGS.

METROPOLITAN WATER RECLAMATION DISTRICT OF GREATER CHICAGO

Checked by: BP  
 Drawn by: LK  
 Date: JULY 2025  
 Scale: AS SHOWN

CONTRACT 21-092-3P  
 O'BRIEN WATER RECLAMATION PLANT  
 NEW ACTIVATED SLUDGE BATTERY

SOIL BORING LOGS - 1C

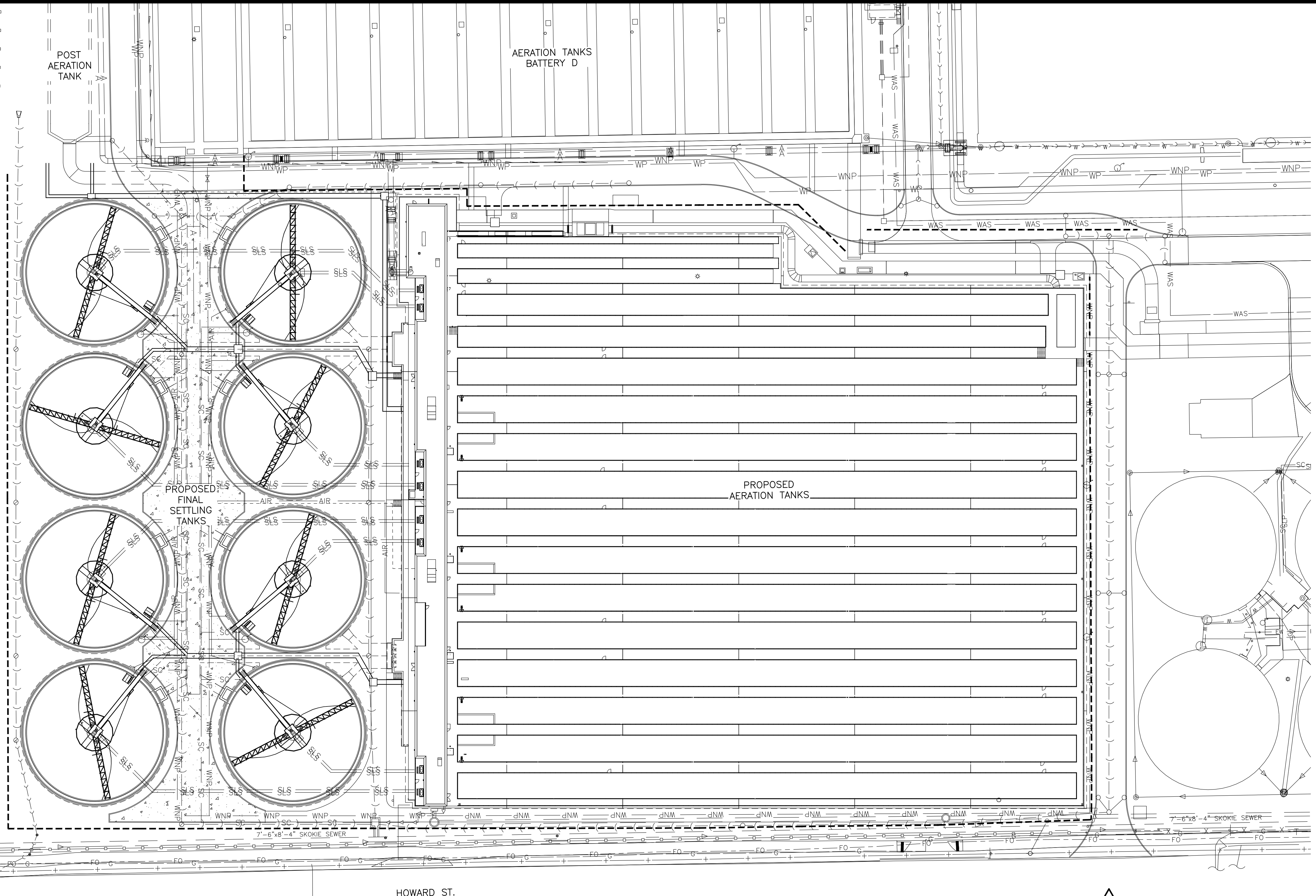

Sheet Number: C-006C  
 Page Number: 22C



Rev.	Description	Appr.	Date
1	SHEET ADDED BY ADDENDUM NO. 9	HC	3/15/26

AECOM  
 PRUDENTIAL PLAZA ONE  
 130 E RANDOLPH STREET  
 SUITE 2400  
 CHICAGO, IL 60601, USA

O:\Contracts\21-092-3P\Civil\Sheets\C-011A-rev1.dwg.dwg



**LEGEND:**  
 - - - - - INTERNALLY BRACED EARTH RETENTION SYSTEM (ERS), SEE GENERAL NOTE 1

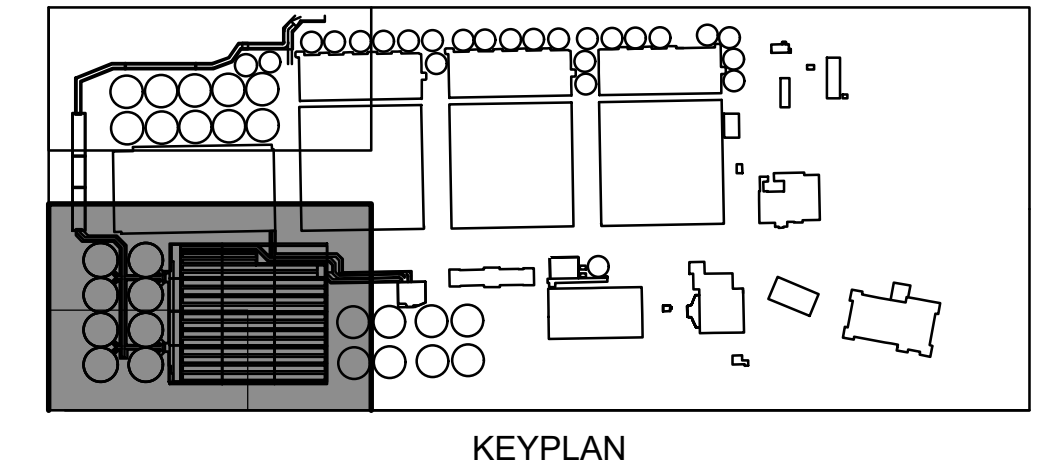
- GENERAL NOTES:**
- LIMITS OF ERS SHOWN ARE APPROXIMATE AND REPRESENT MINIMUM CONTRACT REQUIREMENTS. THE CONTRACTOR SHALL FIELD VERIFY THE FINAL LOCATIONS AND EXTENTS OF ALL ERS REQUIRED FOR THE WORK. ERS MAY BE REQUIRED AT OTHER LOCATIONS NOT SPECIFICALLY SHOWN ON THE DRAWINGS AND MUST BE PROVIDED BY THE CONTRACTOR AS REQUIRED TO PERFORM LOCALIZED DEEPER EXCAVATIONS AND TO PROTECT ADJACENT EXISTING STRUCTURES AND UTILITIES, BOTH BURIED AND ABOVE GROUND, ROADWAYS, AND ADJACENT PRIVATE AND PUBLIC PROPERTIES, AT NO ADDITIONAL COST TO THE DISTRICT. COSTS ASSOCIATED WITH ALL ERS AS WELL AS EXCAVATION AND APPROVED BACKFILL WITHIN THOSE LIMITS MUST BE INCLUDED IN THE TOTAL LUMP SUM BID FOR THE PROJECT. CONTRACTOR IS RESPONSIBLE FOR RETAINING AT ITS OWN EXPENSE A PROFESSIONAL GEOTECHNICAL AND STRUCTURAL ENGINEER LICENSED IN THE STATE OF ILLINOIS TO DESIGN THE ERS AND EXCAVATION PLAN IN ACCORDANCE WITH THE REQUIREMENTS SET FORTH IN THE CONTRACT DOCUMENTS.
  - REFER TO ERS AND EXCAVATION NOTES ON SHEET S-002 AND SPECIFICATION SECTION 02068 FOR ADDITIONAL REQUIREMENTS
  - CONTRACTOR SHALL INSTALL INTERNALLY BRACED EARTH RETENTION SYSTEMS WITHOUT TIEBACKS. TIEBACKS ARE NOT PERMISSIBLE DUE TO PRESENCE OF EXISTING STRUCTURES AND/OR UTILITIES AT THE SITE. IF THE CONTRACTOR IS ABLE TO OBTAIN WRITTEN PERMISSION FROM THE VILLAGE OF SKOKIE, AND IF IT IS CONFIRMED THAT NO CONFLICTING UTILITIES OR OTHER INSTALLATIONS EXIST, THE USE OF TIEBACKS MAY BE CONSIDERED BY

- THE DISTRICT ONLY FOR THE ERS ALONG THE WEST FENCE LINE AS SHOWN ON THIS DRAWING.
- CONTRACTOR SHALL PLACE 12" MUD MAT UNDERNEATH ALL NEW STRUCTURE FOUNDATIONS AS SHOWN ON THE STRUCTURAL DRAWINGS. CONTRACTOR SHALL ALSO PLACE MUD MAT OVER THE ENTIRE BOTTOM OF EXCAVATION AREA BEYOND THE NEW STRUCTURE FOOTPRINTS, FOR BOTH ERS EXCAVATIONS AND OPEN CUT EXCAVATIONS. MUD MAT OUTSIDE OF THE STRUCTURE FOOTPRINTS SHALL BE A MINIMUM 4" THICK, OR LARGER IF DEEMED NECESSARY BY CONTRACTOR'S LICENSED GEOTECHNICAL ENGINEER AND/OR STRUCTURAL ENGINEER TO SUPPORT CONSTRUCTION EQUIPMENT AND PROTECT SUBGRADE. AFTER THE NEW STRUCTURE IS CONSTRUCTED AND PRIOR TO BACKFILLING, CONTRACTOR SHALL CORE 6" DIAMETER HOLES AT 10'-0" ON CENTER EACH WAY (N-S AND E-W DIRECTIONS) THROUGH THE MUD MAT BETWEEN THE NEW STRUCTURE FOOTPRINT AND EDGE OF EXCAVATION. A 12" THICK LAYER OF CA-7 TOPPED WITH GEOTEXTILE FABRIC SHALL BE INSTALLED OVER THE ENTIRE MUD MAT BETWEEN THE NEW STRUCTURE FOOTPRINT AND EDGE OF EXCAVATION TO PROMOTE FREE DRAINAGE AND RELIEVE TRAPPED GROUND WATER.
- ANY DISTURBED OR EXCAVATED AREAS OF IN-SITU SOIL WITHIN 15 FEET OF PROPOSED OR EXISTING STRUCTURES AND LOWER THAN 2 FEET BELOW PROPOSED FINAL GRADE SHALL BE REPLACED WITH ENGINEERED FILL. BACKFILL WITHIN 2 FEET OF PROPOSED FINAL GRADE SHALL BE PER SPECIFICATION SECTION 02300.
- EXCAVATION AND BACKFILL WORK SHALL COMPLY WITH OSHA CFR 1926 SUBPART P. ASSUME SOIL TYPE C PER OSHA FOR EXCAVATIONS.

**2**

7. ALL ERS SHOWN ON THIS DRAWING SHALL EXTEND APPROXIMATELY TO EXISTING GRADE TO RETAIN THE FULL HEIGHT OF THE SOIL, AND ALL ASSOCIATED COSTS SHALL BE CONSIDERED AS PART OF THE LUMP SUM BID.

40 0 40 80  
 SCALE: 1" = 40'



NEW DRAWING

Rev.	Description	Appr.	Date
1	SHEET ADDED BY ADDENDUM NO. 8	HC	2/17/26
2	ADDENDUM NO. 9	HC	3/15/26

**METROPOLITAN WATER RECLAMATION DISTRICT OF GREATER CHICAGO**

**AECOM**  
 PRUDENTIAL PLAZA ONE  
 130 E RANDOLPH STREET  
 SUITE 2400  
 CHICAGO, IL 60601, USA

**DBS**  
 DB STERLIN CONSULTANTS  
 123 N UPPER WACKER DR.  
 SUITE 20  
 CHICAGO, IL 60601, USA

Designed by: HHC	Checked by: BP
Drawn by: LK	Reviewed by: BP
Date: JAN 2026	Scale: AS SHOWN

**CONTRACT 21-092-3P**  
 OBRIEN WATER RECLAMATION PLANT  
 BATTERY E ACTIVATED SLUDGE FACILITY

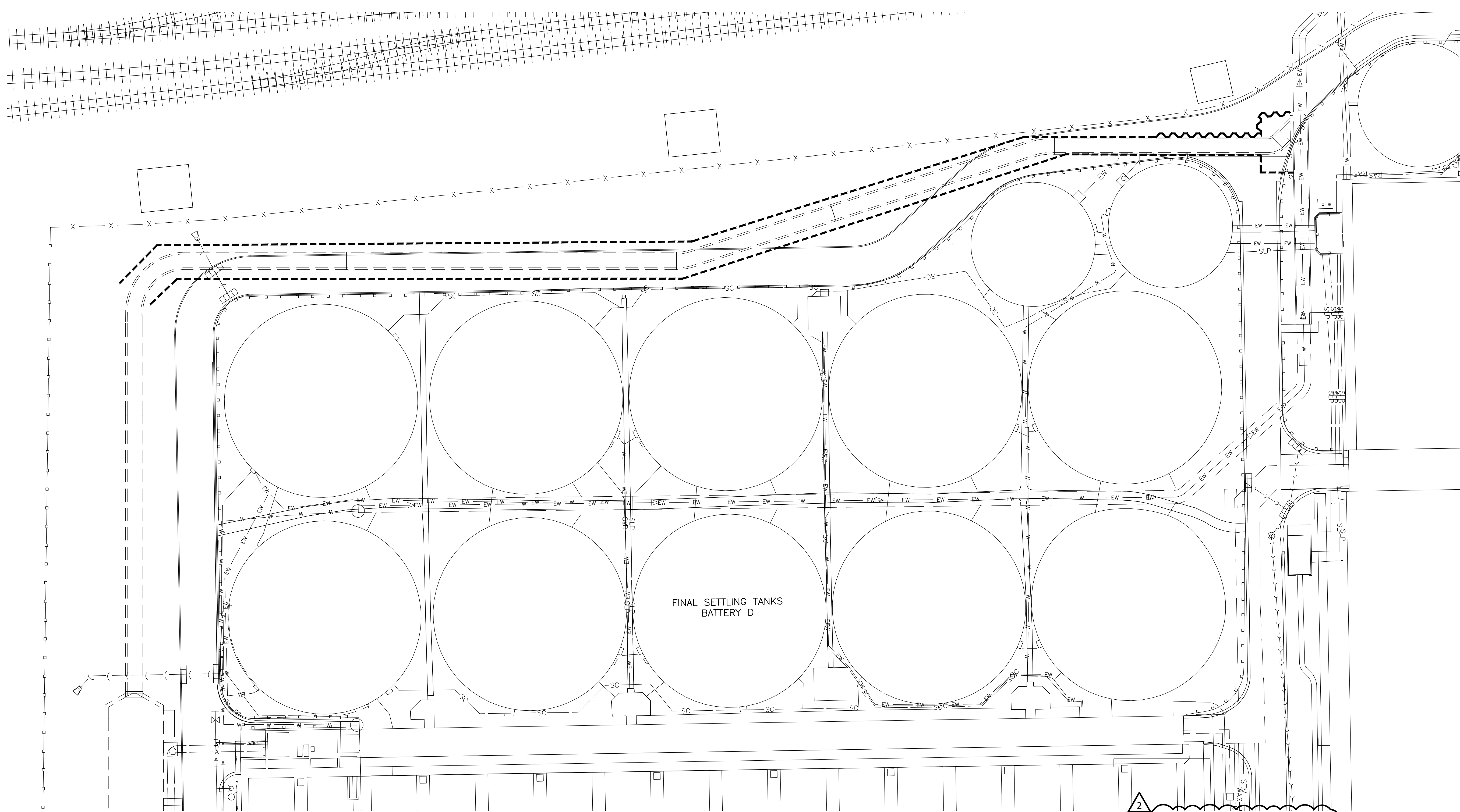
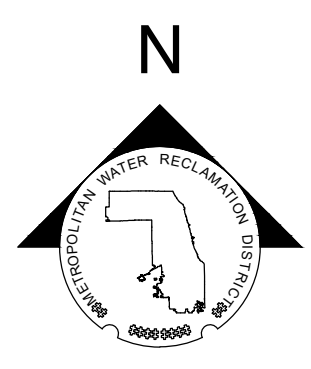
**EARTH RETENTION SYSTEM (ERS) SOUTH**

Sheet Number:  
**C-011A**

Page Number:  
 27A



PLOT DATE: 3/16/2026 4:28 PM PLOTTED BY: CANCIO JR, ALLAN REY M



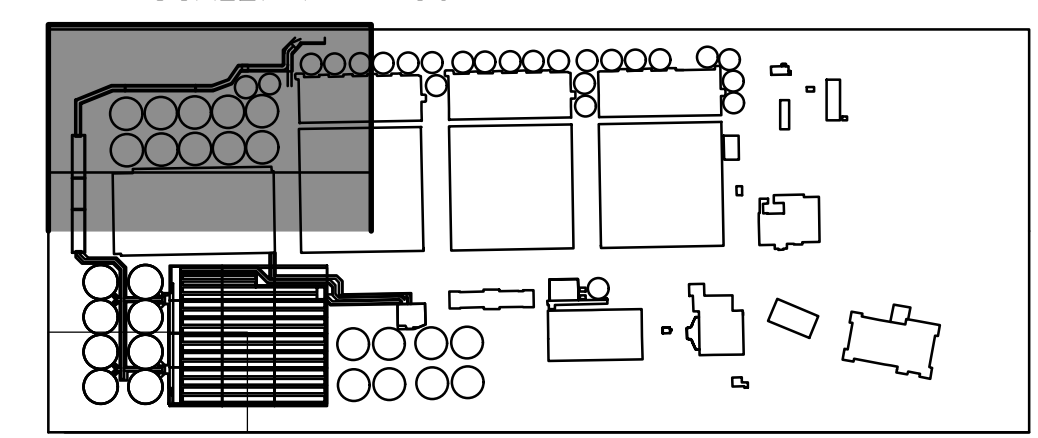
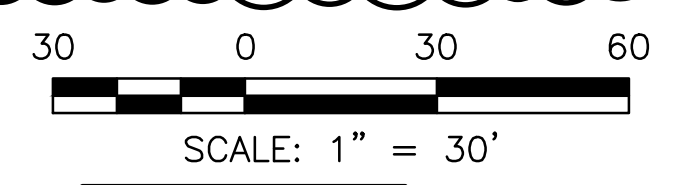
**LEGEND:**  
 - - - - - INTERNALLY BRACED EARTH RETENTION SYSTEM (ERS), SEE GENERAL NOTE 1  
 ~~~~~ INTERNALLY BRACED STEEL SHEET PILING, SEE GENERAL NOTE 1 AND SHEET S-608

**GENERAL NOTES:**

- LIMITS OF ERS SHOWN ARE APPROXIMATE AND REPRESENT MINIMUM CONTRACT REQUIREMENTS. THE CONTRACTOR SHALL FIELD VERIFY THE FINAL LOCATIONS AND EXTENTS OF ALL ERS REQUIRED FOR THE WORK. ERS MAY BE REQUIRED AT OTHER LOCATIONS NOT SPECIFICALLY SHOWN ON THE DRAWINGS AND MUST BE PROVIDED BY THE CONTRACTOR AS REQUIRED TO PERFORM LOCALIZED DEEPER EXCAVATIONS TO PROTECT ADJACENT EXISTING STRUCTURES AND UTILITIES, BOTH BURIED AND ABOVE GROUND, ROADWAYS, AND ADJACENT PRIVATE AND PUBLIC PROPERTIES, AT NO ADDITIONAL COST TO THE DISTRICT. COSTS ASSOCIATED WITH ALL ERS AS WELL AS EXCAVATION AND APPROVED BACKFILL WITHIN THOSE LIMITS MUST BE INCLUDED IN THE TOTAL LUMP SUM BID FOR THE PROJECT. CONTRACTOR IS RESPONSIBLE FOR RETAINING AT ITS OWN EXPENSE A PROFESSIONAL GEOTECHNICAL AND STRUCTURAL ENGINEER LICENSED IN THE STATE OF ILLINOIS TO DESIGN THE ERS AND EXCAVATION PLAN IN ACCORDANCE WITH THE REQUIREMENTS SET FORTH IN THE CONTRACT DOCUMENTS.
- REFER TO ERS AND EXCAVATION NOTES ON SHEET S-002 AND SPECIFICATION SECTION 02068 FOR ADDITIONAL REQUIREMENTS.
- CONTRACTOR SHALL INSTALL INTERNALLY BRACED EARTH RETENTION SYSTEMS WITHOUT TIEBACKS. TIEBACKS ARE NOT PERMISSIBLE DUE TO PRESENCE OF EXISTING STRUCTURES AND/OR UTILITIES AT THE SITE.

- CONTRACTOR SHALL PLACE 12" MUD MAT UNDERNEATH ALL NEW STRUCTURE FOUNDATIONS AS SHOWN ON THE STRUCTURAL DRAWINGS. CONTRACTOR SHALL ALSO PLACE MUD MAT OVER THE ENTIRE BOTTOM OF EXCAVATION AREA BEYOND THE NEW STRUCTURE FOOTPRINTS, FOR BOTH ERS EXCAVATIONS AND OPEN CUT EXCAVATIONS. MUD MAT OUTSIDE OF THE STRUCTURE FOOTPRINTS SHALL BE A MINIMUM 4" THICK, OR LARGER IF DEEMED NECESSARY BY CONTRACTOR'S LICENSED GEOTECHNICAL ENGINEER AND/OR STRUCTURAL ENGINEER TO SUPPORT CONSTRUCTION EQUIPMENT AND PROTECT SUBGRADE. AFTER THE NEW STRUCTURE IS CONSTRUCTED AND PRIOR TO BACKFILLING, CONTRACTOR SHALL CORE 6" DIAMETER HOLES AT 10'-0" ON CENTER EACH WAY (N-S AND E-W DIRECTIONS) THROUGH THE MUD MAT BETWEEN THE NEW STRUCTURE FOOTPRINT AND EDGE OF EXCAVATION. A 12" THICK LAYER OF CA-7 TOPPED WITH GEOTEXTILE FABRIC SHALL BE INSTALLED OVER THE ENTIRE MUD MAT BETWEEN THE NEW STRUCTURE FOOTPRINT AND EDGE OF EXCAVATION TO PROMOTE FREE DRAINAGE AND RELIEVE TRAPPED GROUND WATER.
- ANY DISTURBED OR EXCAVATED AREAS OF IN-SITU SOIL WITHIN 15 FEET OF PROPOSED OR EXISTING STRUCTURES AND LOWER THAN 2 FEET BELOW PROPOSED FINAL GRADE SHALL BE REPLACED WITH ENGINEERED FILL. BACKFILL WITHIN 2 FEET OF PROPOSED FINAL GRADE SHALL BE PER SPECIFICATION SECTION 02300.
- EXCAVATION AND BACKFILL WORK SHALL COMPLY WITH OSHA CFR 1926 SUBPART P. ASSUME SOIL TYPE C PER OSHA FOR EXCAVATIONS.

7. ALL ERS SHOWN ON THIS DRAWING SHALL EXTEND APPROXIMATELY TO EXISTING GRADE TO RETAIN THE FULL HEIGHT OF THE SOIL, AND ALL ASSOCIATED COSTS SHALL BE CONSIDERED AS PART OF THE LUMP SUM BID.



| Rev. | Description                   | Appr. | Date    |
|------|-------------------------------|-------|---------|
| 1    | SHEET ADDED BY ADDENDUM NO. 8 | HC    | 2/17/26 |
| 2    | ADDENDUM NO. 9                | HC    | 3/15/26 |

**METROPOLITAN WATER RECLAMATION DISTRICT OF GREATER CHICAGO**

**AECOM**  
 PRUDENTIAL PLAZA ONE  
 130 E RANDOLPH STREET  
 SUITE 2400  
 CHICAGO, IL 60601, USA

**DB STERLIN CONSULTANTS INC**  
 DB STERLIN CONSULTANTS  
 1231 N UPPER WACKER DR.  
 SUITE 20  
 CHICAGO, IL 60601, USA

|              |          |              |          |
|--------------|----------|--------------|----------|
| Designed by: | HHC      | Checked by:  | BP       |
| Drawn by:    | LK       | Reviewed by: | BP       |
| Date:        | JAN 2026 | Scale:       | AS SHOWN |

**CONTRACT 21-092-3P**  
 OBRIEN WATER RECLAMATION PLANT  
 BATTERY E ACTIVATED SLUDGE FACILITY

**EARTH RETENTION SYSTEM (ERS) NORTH**

Sheet Number:  
**C-011B**

Page Number: 27B



GENERAL PLUMBING NOTES:

ALL THE FOLLOWING NOTES APPLIES TO ALL PLUMBING DRAWINGS.

- 1. EACH TRADE CONTRACTOR SHALL VISIT CONSTRUCTION SITE PRIOR TO BIDDING, EXAMINE SCOPE AND CONDITIONS OF OTHER CONTRACT WORK...
2. THIS CONTRACTOR SHALL FURNISH, INSTALL AND CONNECT ALL EQUIPMENT IN ACCORDANCE WITH THE CHICAGO BUILDING CODE...
3. THIS CONTRACTOR SHALL PAY ALL PERMIT FEES, PLAN REVIEW FEES, LICENSE FEES, INSPECTIONS FEES AND TAXES APPLICABLE TO THEIR DIVISION AND SHALL BE INCLUDED IN THE BASE BID AS PART OF THEIR CONTRACT...
4. CONTRACTOR SHALL SUBMIT SCALED, LAYOUT DRAWINGS (SHOP DRAWINGS) OF PIPE AND FITTINGS INCLUDING (BUT NOT LIMITED TO) PIPE SIZES, LOCATIONS, ELEVATIONS AND SLOPES OF HORIZONTAL RUNS, WALL AND FLOOR PENETRATIONS AND CONNECTIONS...
5. THIS CONTRACTOR SHALL FURNISH AS-BUILT CONTRACT DOCUMENTS TO THE DISTRICT/ ENGINEER BEFORE FINAL PAYMENT WILL BE ISSUED...
6. THIS CONTRACTOR SHALL GUARANTEE ALL WORK AND MATERIAL FOR ONE YEAR AFTER COMPLETION AGAINST ALL DEFECTS OF MATERIAL, EQUIPMENT AND WORKMANSHIP...
7. THIS CONTRACTOR SHALL PROVIDE ALL MINOR ITEMS WHICH ARE OBVIOUSLY AND REASONABLY NECESSARY TO COMPLETE THE INSTALLATION AND USUALLY INCLUDED IN SIMILAR WORK EVEN THOUGH NOT NECESSARILY MENTIONED IN THE CONTRACT DOCUMENTS...
8. CONTRACTOR SHALL PROVIDE A WRITTEN "REQUEST FOR INFORMATION" TO THE ARCHITECT AND/OR ENGINEER TO ALLOW FOR CLARIFICATION OF ANY INCONSISTENCIES THAT MAY APPEAR ON THE CONTRACT DOCUMENTS AND SPECIFICATIONS...
9. PLANS AND SPECIFICATIONS GOVERN WHERE THEY EXCEED CHICAGO CODE REQUIREMENTS 9. AND INTERNATIONAL PLUMBING CODE...
10. PLUMBING CONTRACTOR SHALL CONFER AND COORDINATE CLEARANCES, CHASES, RECESSES AND OPENINGS WITH OTHER TRADES FOR THIS WORK...
11. DRAWINGS ARE DIAGRAMMATIC AND INTENDED TO SHOW APPROXIMATE LOCATIONS UNLESS SPECIFICALLY DIMENSIONED...
12. PROVIDE BACK FLOW PREVENTERS AND TEST IN ALL LOCATIONS REQUIRED BY CODE...
13. PROVIDE MAXIMUM HEADROOM IN ALL PIPED LOCATIONS...
14. PROVIDE ISOLATION VALVES FOR COLD, HOT, AND HOT WATER RETURN SYSTEMS AT EACH FIXTURE, FIXTURE GROUP AND SYSTEM COMPONENTS TO ALLOW FOR PROPER MAINTENANCE...
15. INSTALL EQUIPMENT PER MANUFACTURERS INSTRUCTIONS AND ALL APPLICABLE CODES...
16. INSULATE ALL PIPES RACKED TO OUTSIDE WALLS SUBJECT TO FREEZING...
17. PROVIDE ALL PROPER BUILDING PENETRATIONS TO MEET ALL MANUFACTURERS INSTRUCTIONS AND ALL APPLICABLE CODES...
18. INSULATE ALL HOT, COLD AND RETURN WATER LINES...
19. PROVIDE AT EACH FIXTURE SUPPLY CONNECTION, BOTH HOT AND COLD WATER, AN AIR CHAMBER NOT LESS THAN 12" LONG...
20. PROVIDE LOCAL STOPS OR VALVES AT ALL WATER CONNECTIONS TO PLUMBING FIXTURES...
21. DISSIMILAR METALS SHALL BE EFFECTIVELY ISOLATED FROM EACH OTHER TO AVOID GALVANIC ACTION...
22. INSTALL ALL PIPING TO AVOID INTERFERENCE WITH ELECTRICAL AND MECHANICAL EQUIPMENT...
23. THE CONTRACTOR SHALL PROVIDE AND INSTALL FAUCETS, TRAPS, STOPS, GATE VALVES, WATER HAMMER ARRESTERS AND CLEAN OUT COVERS...
24. PROVIDE CLEANOUTS AT BASE OF RISERS AND ON RISER STACKS...
25. ALL PENETRATIONS THROUGH FIRE-RATED WALLS AND FLOORS SHALL BE MADE FIRE SAFE IN COMPLIANCE WITH THE CITY OF CHICAGO BUILDING CODE...
26. ALL SANITARY, STORM AND VENT LINES SHALL BE PITCHED AS FOLLOWS:
3" AND SMALLER - 1/4" PER 1'-0"
4" AND LARGER - 1/8" PER 1'-0"
27. PROVIDE ACCESS PANELS IN CEILINGS AND AT WALLS FOR EQUIPMENT OR DEVICE REQUIRING REGULAR ACCESS...

PLUMBING SYMBOLS table with columns UNDERGROUND and SUSPENDED, listing pipe types (DOMESTIC COLD WATER, DOMESTIC HOT WATER, etc.) and their corresponding symbols. Includes an ABBREVIATIONS section for terms like AFF (ABOVE FINISHED FLOOR) and YCO (YARD CLEANOUT).

- 28. EACH GROUP OF FIXTURES SUPPLIED WITH A BRANCH FROM THE MAIN SHALL HAVE AN ACCESSIBLE ISOLATION VALVE NEAR THE POINT OF CONNECTION TO THE MAIN.
29. CATCHBASINS AND MANHOLES ARE THE RESPONSIBILITY OF THE SITE CONTRACTOR.
30. OFFSET VENTS WHERE REQUIRED SO THAT NO VTR IS CLOSER THAN 15'0" FROM ANY OUTSIDE AIR INTAKE...
31. FINISHED PIPING SHALL BE TESTED PER SKOKIE PLUMBING CODE SECTION 890.1920 AND INTERNATIONAL PLUMBING CODE...
32. PRIOR TO FINAL ACCEPTANCE BY DISTRICT, CONTRACTOR SHALL CLEAN ALL FIXTURES AND REMOVE ALL LABELS...

FIXTURE CONNECTION MATRIX

Table with columns TAG, FIXTURE / EQUIPMENT, FIXTURE ROUGH-IN & FINAL CONNECTION (MIN.), and SPECIAL REQUIREMENTS. Lists connections for fixtures like DRINKING FOUNTAIN, HOSE BIB, LAVATORY, MOP BASIN, SINK, URINAL, WATER CLOSET, and FLOOR DRAIN.

NOTE: PROVIDE WATER HAMMER ARRESTORS ON ALL PLUMBING SUPPLY PIPING.

PIPING & INSULATION APPLICATIONS

Table mapping PIPE IDENTIFICATION (e.g., TYPE K SOFT COPPER TUBING, DUCTILE CAST IRON) to PIPE, FITTINGS, JOINTS, and INSULATION (MAT'L THICKNESS, FIELD APPL JACKET).

INCOMING WATER SERVICE
SUSPENDED WATER - 6" & OVER
SUSPENDED WATER - 5" & LESS
UNDERGROUND SANITARY WASTE & VENT
SUSPENDED SAN. W. & V. 3" & OVER
SUSPENDED SAN. W. & V. 2" & LESS

- GENERAL NOTES:
1. A CLEANOUT SHALL BE INSTALLED AT OR NEAR THE BASE OF EACH WASTE STACK.
2. SEE ARCHITECTURAL DRAWINGS FOR EXACT LOCATIONS OF PLUMBING FIXTURES, WALL LOCATIONS, FIXTURE ELEVATIONS ETC.
3. COORDINATE PIPING MATERIAL WITH PROJECT SPECIFICATIONS...
4. PIPE MATERIALS, FITTINGS AND JOINTS MUST MEET APPLICABLE BUILDING CODE REQUIREMENTS.
5. GENERAL CONTRACTOR TO COORDINATE ALL WORK BETWEEN SITE AND BUILDING PLUMBING CONTRACTORS.
6. ALL SUSPENDED PIPING IS INDOOR.

PLUMBING PIPING SCHEDULE

Table with columns LEGEND, SERVICE, DIAMETER RANGE (INCH), MATERIAL, LOCATION, COATING (INTERIOR/EXTERIOR), JOINT TYPE, MIN/MAX TEMP (F), MAX WORKING PRESSURE (PSI), PIPE TESTING, and REMARKS. Lists various pipe types like WNP, W, SAN, V, HPA.

- NOTES:
1. SEE TABLE 1 IN GSPC FOR PIPING COLOR CODING SCHEDULE.
2. SEE PIPING AND INSULATION APPLICATIONS TABLE ON SHEET PB-001

Revision table with columns Rev., Description, Appr., Date. Shows revisions 1 and 2.

Professional Engineer seal for Paul Ghassan, License No. 082-055864, State of Illinois. Includes project name and sheet number.

CONTRACT 21-092-3P
OBRIEN WATER RECLAMATION PLANT
BATTERY E ACTIVATED SLUDGE FACILITY
GENERAL
PLUMBING NOTES, SYMBOLS, AND ABBREVIATIONS

Sheet Number: PB-001
Page Number: 347